

## Scheme Description

### What is Birla Sun Life Cash Plus?

This is an open ended liquid scheme which invests in instruments like Certificate of Deposits (CDs), Commercial Papers (CPs), Treasury Bills (T – Bills), CBLO, etc with residual maturity profile of <= 91 days

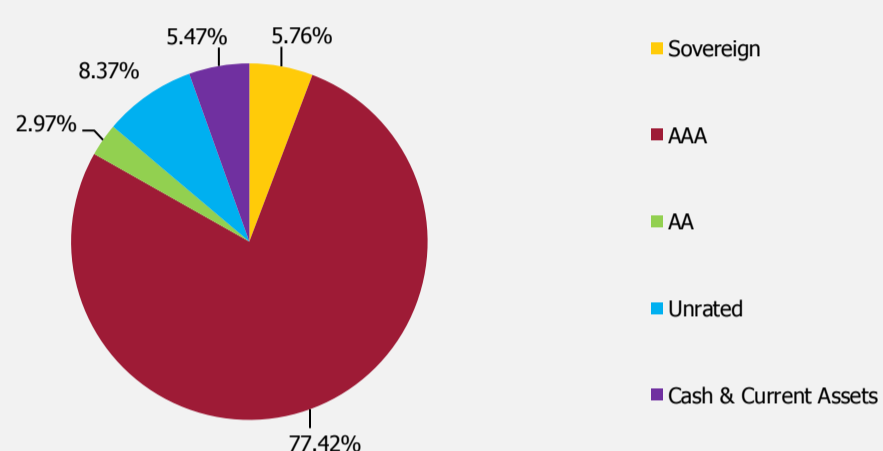
### Investment Objective

The objective of the scheme is to provide reasonable returns at a high level of safety and liquidity through judicious investments in high quality debt and money market instruments.

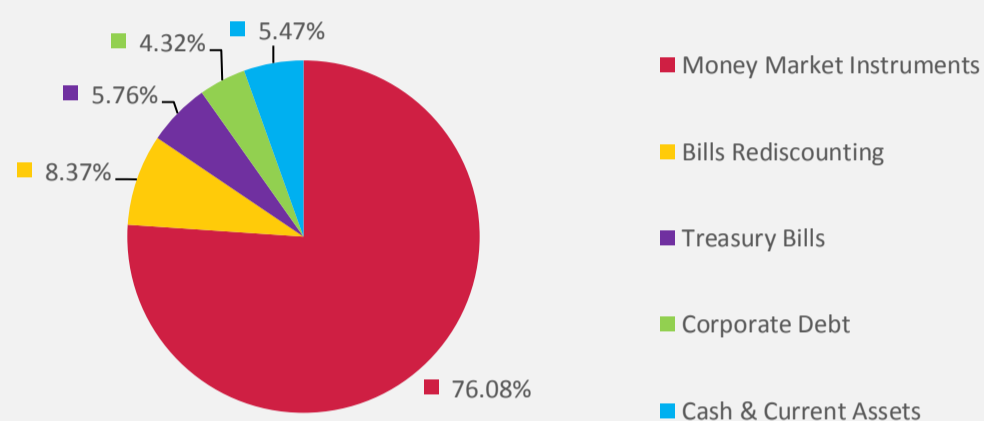
### Why Birla Sun Life Cash Plus?

The scheme intends to provide the investor an avenue to park his/her surplus funds for short tenors along with the potential to earn reasonable returns with investments made in instruments of high credit quality & short maturity. It is highly liquid in nature with liquidity available at T+1 basis and is suitable for an investment horizon of 7 days - 1month

### Rating Profile



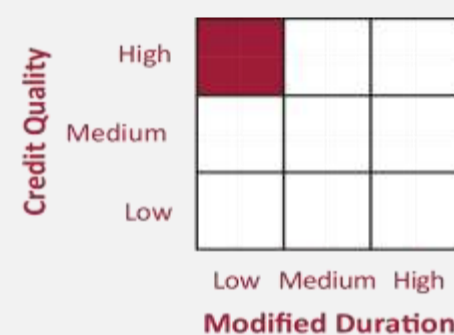
### Instrument Wise Composition



### Top Ten Portfolio Holdings

Security	Rating	% of Net Assets
IndusInd Bank Limited	CRISIL A1+,UNRATED	7.01%
Government of India	SOV	5.76%
Vedanta Limited	CRISIL A1+	5.62%
Axis Bank Limited	CRISIL A1+	4.59%
Housing Development Finance Corporation Limited	CRISIL AAA,ICRA A1+	3.91%
The South Indian Bank Limited	CARE A1+	3.59%
National Bank For Agriculture and Rural Development	CRISIL A1+	3.41%
Export Import Bank of India	CRISIL A1+	3.25%
Small Industries Dev Bank of India	CARE A1+	3.01%
Power Finance Corporation Limited	CRISIL A1+,CRISIL AAA	2.43%

### Style Box



### Portfolio Characteristics

Total Number of Securities	169
Modified Duration	0.12 Years

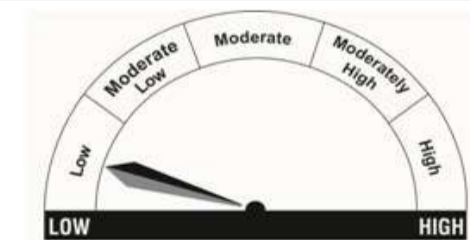
Yield to Maturity	7.78%
Standard Deviation	0.31%

Standard Deviation is calculated on Annualised basis using 3 years history of monthly returns.

### Birla Sun Life Cash Plus(An Open ended Liquid Scheme)

This product is suitable for Investor who are seeking:

1. Reasonable returns with high levels of safety and convenience of liquidity over short term
2. Investments in high quality debt and money market instruments with maturity of upto 91 days only
3. Riskometer-Low



Investors understand that their principal will be at Low risk

# Birla Sun Life Cash Plus

An Open ended Liquid Scheme

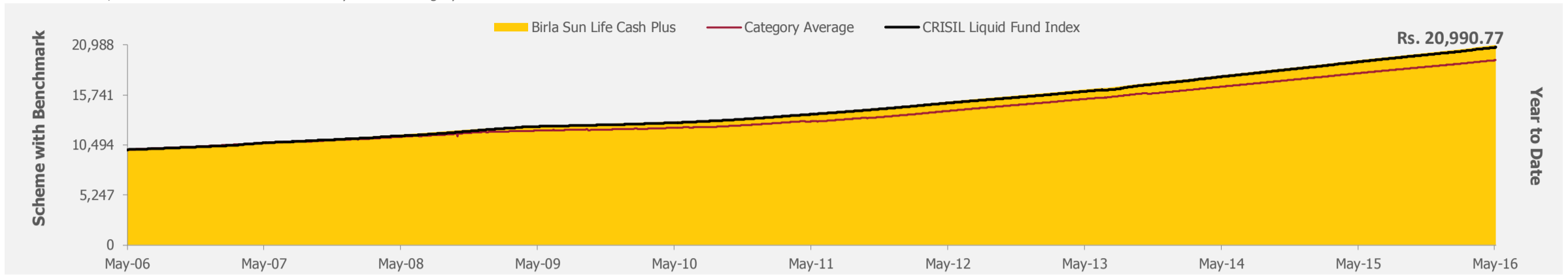
May 2016



Past performance may or may not be sustained in future. Below performance data is as on 31-May-2016 provided for Regular Plan - Growth Option, unless otherwise stated

## Yearly and Cumulative Performance last 10 years

Growth of Rs.10,000 invested in the scheme Since May 2006 vs category & Benchmark index Performance



## Calendar Year Returns (%)

	2007	2008	2009	2010	2011	2012	2013	2014	2015	2016(YTD)
<b>Birla Sun Life Cash Plus</b>	7.85	8.76	4.67	4.69	8.43	8.98	8.78	9.02	8.38	8.24
<b>Crisil Liquid Fund Index*</b>	7.54	8.41	4.86	5.12	8.17	8.50	9.03	9.21	8.23	7.77
<b>Crisil 1 Yr T-Bill Index**</b>	5.54	8.73	2.88	2.81	6.45	8.06	5.86	8.56	8.22	7.06
<b>Category Average</b>	7.84	8.70	4.98	5.24	7.98	9.41	9.06	8.93	8.17	7.83
<b>Inception Date</b>	16-Jun-97									

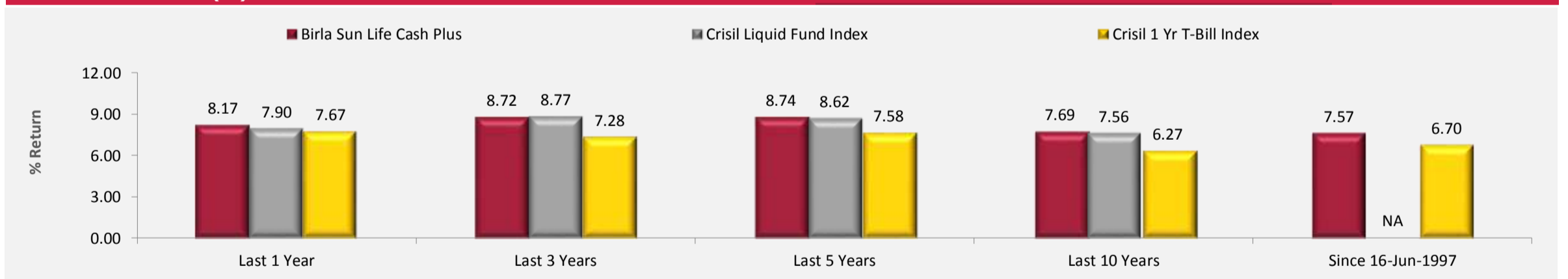
## Investment Performance - Regular Plan - Growth

NAV as on May 31, 2016: Rs. 399.4502

Date of Inception: Jun 16, 1997	NAV Per Unit.* (Rs.)	Birla Sun Life Cash Plus (%)	CRISIL Liquid Fund Index# (%)	Crisil 1 Yr T-Bill Index## (%)	Value of Standard Investment of Rs. 10000 in		
					Birla Sun Life Cash Plus (Rs.)	CRISIL Liquid Fund Index# (Rs.)	Crisil 1 Yr T-Bill Index## (Rs.)
Since inception till May 31, 2016(CAGR)	100.0000	7.57	NA	6.70	39919	NA	34220
May 31, 2015 to May 31, 2016 (Absolute)	369.2000	8.19	7.92	7.69	10819	10792	10769
May 30, 2014 to May 31, 2015 (Absolute)	338.9200	8.93	8.83	8.56	10893	10883	10856
May 31, 2013 to May 30, 2014 (Absolute)	310.7500	9.06	9.59	5.64	10906	10959	10564

Schemes managed by :# Scheme Benchmark, ## Additional Benchmark, \* As on start of period considered above. Past performance may or may not be sustained in future. Returns for dividend option would assume reinvestment of dividends declared, net of dividend distribution tax, if any, at the then prevailing NAV. Load and Taxes are not considered for computation of returns. Fund Manager: Kaustubh Gupta and Sunaina Da Cunha. For list of schemes managed by Kaustubh Gupta and Sunaina Da Cunha, please refer to page 5

## Scheme Performance (%)



Inception Date 16-Jun-97

Note: All Returns less than one are Simple Annualised and greater than one year are CAGR.

**Private & confidential. For internal circulation only**  
**Mutual Fund investments are subject to market risks, read all scheme related documents carefully.**

## Dividend History

Record Date	Cum. Dividend NAV	Individual (RPU)	Corporate (RPU)	Record Date	Cum. Dividend NAV	Individual (RPU)	Corporate (RPU)
<b>Institutional Plan - Weekly Dividend</b>				<b>Direct - Weekly Dividend</b>			
26-May-16	108.2051	0.1152	0.1067	26-May-16	100.3536	0.1080	0.1001
19-May-16	108.2086	0.1175	0.1089	19-May-16	100.3569	0.1102	0.1021
<b>Regular - Weekly Dividend</b>							
26-May-16	100.3522	0.1068	0.0990				
19-May-16	100.3554	0.1090	0.1010				

Last 2 dividends declared for dividend option

Note: Dividends mentioned above were on a face value of Rs. 100/unit. The NAV of the scheme, pursuant to payout of dividend would fall to the extent of the payout and statutory levy, if applicable. Declaration of dividend is at the discretion of the trustees. Above statistics on dividend history are in Rs./ Unit.

## Scheme Details

Scheme Name	Birla Sun Life Cash Plus
Inception Date	16-Jun-97
Fund Manager	Kaustubh Gupta, Sunaina da Cunha
Managing Fund Since	15-Jul-11
QAAUM (Rs. Cr) (31-Mar-2016)	23,978.22
Minimum Investment (Rs.)	5,000
Minimum SIP Investment (Rs.)	1,000
Benchmark Index	CRISIL Liquid Fund Index
Entry Load	NIL
Exit Load	NIL

## NAV Details as on May 31, 2016

Scheme Name	In (Rs.)
<b>Regular Plan</b>	
Birla Sun Life Cash Plus - I P - Daily Dividend	108.0230
Birla Sun Life Cash Plus - I P - Growth	409.9183
Birla Sun Life Cash Plus - I P - Wkly Div	108.1580
Birla Sun Life Cash Plus - Reg - Dividend	102.8945
Birla Sun Life Cash Plus - Reg - Dly Dividend	100.1950
Birla Sun Life Cash Plus - Reg - Growth	246.1538
Birla Sun Life Cash Plus - Reg - Wkly Dividend	100.3084
Birla Sun Life Cash Plus - Retail - Daily Dividend	163.6940
Birla Sun Life Cash Plus - Retail - DAP	165.2558
Birla Sun Life Cash Plus - Retail - Growth	399.4502
<b>Direct Plan\$</b>	
Birla Sun Life Cash Plus - Dir - Dividend	133.4794
Birla Sun Life Cash Plus - Dir - Dly Dividend	100.1950
Birla Sun Life Cash Plus - Dir - Growth	246.7303
Birla Sun Life Cash Plus - Dir - Wkly Dividend	100.3094

\$ 'Direct Plan' is only for investors who purchase /subscribe Units in a Scheme directly with the Mutual Fund and is not available for investors who route their investments through a Distributor

## About Fund Manager

### Kaustubh Gupta

Mr. Kaustubh Gupta is a B.Com and a Chartered Accountant. Prior to joining AMC, Mr. Gupta previously served as a Money Market Manager at ICICI Bank Limited, where he managed liquidity.

### Sunaina Da Cunha

Ms. Sunaina da Cunha is a C.F.A charter holder and an MBA from FMS, Delhi. Prior to joining Birla Sun Life Asset Management Company, Ms. da Cunha worked at Aditya Birla Management Corporation Ltd as a Group Management Trainee.



Private & confidential. For internal circulation only

Mutual Fund investments are subject to market risks, read all scheme related documents carefully.

## Performance details of the schemes managed by Kaustubh Gupta

### Top 3 Schemes

Date of Inception: April 19,2002	Birla Sun Life Treasury Optimizer Plan			Crisil Short Term Bond Fund Index <sup>#</sup>		Crisil 1 Yr T-Bill Index <sup>##</sup>	
	NAV Per Unit * (Rs.)	Return (%)	Value of Standard Investment of Rs. 10000	Return (%)	Value of Standard Investment of Rs. 10000	Return (%)	Value of Standard Investment of Rs. 10000
Since inception till May 31,2016 (CAGR)	100.0000	8.39	31,207	7.18	26,631	5.90	22,474
May 29, 2015 - May 31, 2016(Absolute)	175.7171	9.14	10,914	8.63	10,863	7.73	10,773
May 30, 2014 - May 29, 2015(Absolute)	158.1604	11.10	11,110	9.80	10,980	8.51	10,851
May 31, 2013 - May 30, 2014(Absolute)	142.7969	10.76	11,076	8.53	10,853	5.64	10,564

Date of Inception: November 27,2001	Birla Sun Life Savings Fund			Crisil Short Term Bond Fund Index <sup>#</sup>		Crisil 1 Yr T-Bill Index <sup>##</sup>	
	NAV Per Unit * (Rs.)	Return (%)	Value of Standard Investment of Rs. 10000	Return (%)	Value of Standard Investment of Rs. 10000	Return (%)	Value of Standard Investment of Rs. 10000
Since inception till May 31,2016 (CAGR)	111.4740	7.76	29,595	NA	NA	5.95	23,143
May 29, 2015 - May 31, 2016(Absolute)	272.8434	9.02	10,902	8.63	10,863	7.73	10,773
May 30, 2014 - May 29, 2015(Absolute)	249.8050	9.22	10,922	9.80	10,980	8.51	10,851
May 31, 2013 - May 30, 2014(Absolute)	227.4755	9.82	10,982	8.53	10,853	5.64	10,564

Date of Inception: June 05,2003	Birla Sun Life Floating Rate Fund - LTP			Crisil Liquid Fund Index <sup>#</sup>		Crisil 1 Yr T-Bill Index <sup>##</sup>	
	NAV Per Unit * (Rs.)	Return (%)	Value of Standard Investment of Rs. 10000	Return (%)	Value of Standard Investment of Rs. 10000	Return (%)	Value of Standard Investment of Rs. 10000
Since inception till May 31,2016 (CAGR)	100.0000	8.94	30,432	6.87	23,716	5.86	20,963
May 29, 2015 - May 31, 2016(Absolute)	169.7824	9.01	10,901	7.97	10,797	7.73	10,773
May 30, 2014 - May 29, 2015(Absolute)	155.5831	9.13	10,913	8.78	10,878	8.51	10,851
May 31, 2013 - May 30, 2014(Absolute)	141.8666	9.67	10,967	9.59	10,959	5.64	10,564

### Bottom 3 Schemes

Date of Inception: October 12,1999	Birla Sun Life Gilt Plus P F Plan			I-Sec Li-BEX* <sup>#</sup>		Crisil 10 Yr Gilt Index <sup>##</sup>	
	NAV Per Unit * (Rs.)	Return (%)	Value of Standard Investment of Rs. 10000	Return (%)	Value of Standard Investment of Rs. 10000	Return (%)	Value of Standard Investment of Rs. 10000
Since inception till May 31,2016 (CAGR)	10.0000	8.89	41,278	NA	NA	NA	NA
May 29, 2015 - May 31, 2016(Absolute)	38.1482	8.18	10,818	9.20	10,920	8.38	10,838
May 30, 2014 - May 29, 2015(Absolute)	32.9022	15.94	11,594	15.47	11,547	12.71	11,271
May 31, 2013 - May 30, 2014(Absolute)	32.9533	-0.16	9,984	-0.80	9,920	-2.98	9,702

Date of Inception: October 12,1999	Birla Sun Life Constant Maturity 10 Year Gilt Fund			I-Sec Li-BEX* <sup>#</sup>		Crisil 10 Yr Gilt Index <sup>##</sup>	
	NAV Per Unit * (Rs.)	Return (%)	Value of Standard Investment of Rs. 10000	Return (%)	Value of Standard Investment of Rs. 10000	Return (%)	Value of Standard Investment of Rs. 10000
Since inception till May 31,2016 (CAGR)	10.0000	9.49	45,232	NA	NA	NA	NA
May 29, 2015 - May 31, 2016(Absolute)	41.9913	7.76	10,776	9.20	10,920	8.38	10,838
May 30, 2014 - May 29, 2015(Absolute)	37.6826	11.43	11,143	15.47	11,547	12.71	11,271
May 31, 2013 - May 30, 2014(Absolute)	38.6190	-2.42	9,758	-0.80	9,920	-2.98	9,702

Date of Inception: October 28,1999	Birla Sun Life Govt Securities Fund - Long Term Plan			I-Sec Li-BEX* <sup>#</sup>		Crisil 10 Yr Gilt Index <sup>##</sup>	
	NAV Per Unit * (Rs.)	Return (%)	Value of Standard Investment of Rs. 10000	Return (%)	Value of Standard Investment of Rs. 10000	Return (%)	Value of Standard Investment of Rs. 10000
Since inception till May 31,2016 (CAGR)	10.0000	9.45	44,781	NA	NA	NA	NA
May 29, 2015 - May 31, 2016(Absolute)	41.6526	7.49	10,749	9.20	10,920	8.38	10,838
May 30, 2014 - May 29, 2015(Absolute)	36.3025	14.74	11,474	15.47	11,547	12.71	11,271
May 31, 2013 - May 30, 2014(Absolute)	36.6752	-1.02	9,898	-0.80	9,920	-2.98	9,702

# Scheme Benchmark, ## Additional Benchmark, \* As on start of period considered above.

Past performance may or may not be sustained in future. Above performance if for Regular Growth option. Performance of Regular dividend option under the schemes for the investors would be net of distribution tax, if any. Load and Taxes are not considered for computation of returns. Mutual Fund investments are subject to market risks, read all scheme related documents carefully.

**Private & confidential. For internal circulation only**

**Mutual Fund investments are subject to market risks, read all scheme related documents carefully.**

## Performance details of the schemes managed by Sunaina Da Cunha

Date of Inception: November 27,2001	Birla Sun Life Savings Fund			Crisil Short Term Bond Fund Index <sup>#</sup>		Crisil 1 Yr T-Bill Index <sup>##</sup>	
	NAV Per Unit * (Rs.)	Return (%)	Value of Standard Investment of Rs. 10000	Return (%)	Value of Standard Investment of Rs. 10000	Return (%)	Value of Standard Investment of Rs. 10000
Since inception till May 31,2016 (CAGR)	111.4740	7.76	29,595	NA	NA	5.95	23,143
May 29, 2015 - May 31, 2016(Absolute)	272.8434	9.02	10,902	8.63	10,863	7.73	10,773
May 30, 2014 - May 29, 2015(Absolute)	249.8050	9.22	10,922	9.80	10,980	8.51	10,851
May 31, 2013 - May 30, 2014(Absolute)	227.4755	9.82	10,982	8.53	10,853	5.64	10,564

Date of Inception: May 09,2003	Birla Sun Life Short Term Opportunities Fund			Crisil AA Short Term Bond Index <sup>**</sup>		Crisil 1 Yr T-Bill Index <sup>##</sup>	
	NAV Per Unit * (Rs.)	Return (%)	Value of Standard Investment of Rs. 10000	Return (%)	Value of Standard Investment of Rs. 10000	Return (%)	Value of Standard Investment of Rs. 10000
Since inception till May 31,2016 (CAGR)	10.0000	7.29	25,087	8.82	30,188	5.85	21,025
May 29, 2015 - May 31, 2016(Absolute)	23.1314	8.82	10,882	9.31	10,931	7.73	10,773
May 30, 2014 - May 29, 2015(Absolute)	20.9668	10.32	11,032	10.13	11,013	8.51	10,851
May 31, 2013 - May 30, 2014(Absolute)	19.0754	9.92	10,992	9.67	10,967	5.64	10,564

Date of Inception: June 16,1997	Birla Sun Life Cash Plus			Crisil Liquid Fund Index <sup>#</sup>		Crisil 1 Yr T-Bill Index <sup>##</sup>	
	NAV Per Unit * (Rs.)	Return (%)	Value of Standard Investment of Rs. 10000	Return (%)	Value of Standard Investment of Rs. 10000	Return (%)	Value of Standard Investment of Rs. 10000
Since inception till May 31,2016 (CAGR)	100.0000	7.68	40,700	NA	NA	6.70	34,220
May 31, 2015 - May 31, 2016(Absolute)	227.5126	8.19	10,819	7.92	10,792	7.69	10,769
May 30, 2014 - May 31, 2015(Absolute)	208.8525	8.93	10,893	8.83	10,883	8.56	10,856
May 31, 2013 - May 30, 2014(Absolute)	190.6583	9.54	10,954	9.59	10,959	5.64	10,564

Date of Inception: October 12,2005	Birla Sun Life Floating Rate Fund - STP			Crisil Liquid Fund Index <sup>#</sup>		Crisil 1 Yr T-Bill Index <sup>##</sup>	
	NAV Per Unit * (Rs.)	Return (%)	Value of Standard Investment of Rs. 10000	Return (%)	Value of Standard Investment of Rs. 10000	Return (%)	Value of Standard Investment of Rs. 10000
Since inception till May 31,2016 (CAGR)	100.0000	6.94	20,421	7.45	21,482	6.19	18,948
May 31, 2015 - May 31, 2016(Absolute)	188.7564	8.19	10,819	7.92	10,792	7.69	10,769
May 30, 2014 - May 31, 2015(Absolute)	173.2366	8.96	10,896	8.83	10,883	8.56	10,856
May 31, 2013 - May 30, 2014(Absolute)	158.1318	9.55	10,955	9.59	10,959	5.64	10,564

Date of Inception: May 14,1998	Birla Sun Life Cash Manager			Crisil Short Term Bond Fund Index <sup>#</sup>		Crisil 1 Yr T-Bill Index <sup>##</sup>	
	NAV Per Unit * (Rs.)	Return (%)	Value of Standard Investment of Rs. 10000	Return (%)	Value of Standard Investment of Rs. 10000	Return (%)	Value of Standard Investment of Rs. 10000
Since inception till May 31,2016 (CAGR)	100.0000	7.48	36,795	NA	NA	6.59	31,664
May 29, 2015 - May 31, 2016(Absolute)	340.0938	8.19	10,819	8.63	10,863	7.73	10,773
May 30, 2014 - May 29, 2015(Absolute)	313.3680	8.53	10,853	9.80	10,980	8.51	10,851
May 31, 2013 - May 30, 2014(Absolute)	287.2430	9.10	10,910	8.53	10,853	5.64	10,564

# Scheme Benchmark, ## Additional Benchmark, \* As on start of period considered above.

Past performance may or may not be sustained in future. Above performance if for Regular Growth option. Performance of Regular dividend option under the schemes for the investors would be net of distribution tax, if any. Load and Taxes are not considered for computation of returns. Mutual Fund investments are subject to market risks, read all scheme related documents carefully.

**Private & confidential. For internal circulation only**

**Mutual Fund investments are subject to market risks, read all scheme related documents carefully.**

# Birla Sun Life Cash Plus

An Open ended Liquid Scheme

May 2016



## Schemes managed by Fund Managers

### Schemes managed by Kaustubh Gupta

#### Schemes co-managed by Kaustubh Gupta

Birla Sun Life Cash Manager	Birla Sun Life Govt Securities Fund - Long Term Plan	Birla Sun Life Cash Plus
Birla Sun Life Gilt Plus P F Plan	Birla Sun Life Constant Maturity 10 Year Gilt Fund	Birla Sun Life Savings Fund
Birla Sun Life Short Term Opportunities Fund	Birla Sun Life Floating Rate Fund - STP	Birla Sun Life Floating Rate Fund - LTP
Birla Sun Life Treasury Optimizer Plan		

### Schemes managed by Sunaina Da Cunha

#### Schemes co-managed by Sunaina Da Cunha

Birla Sun Life Cash Manager	Birla Sun Life Cash Plus	Birla Sun Life Savings Fund
Birla Sun Life Short Term Opportunities Fund	Birla Sun Life Floating Rate Fund - STP	

## Disclaimer

This document is strictly confidential and meant for private circulation only and should not at any point of time be construed to be an invitation to the public for subscribing to the units of Birla Sun Life mutual Fund. Please note that this is not an advertisement. The document is solely for the information and understanding of intended recipients only. If you are not the intended recipient, you are hereby notified that any use, distribution, reproduction or any action taken or omitted to be taken in reliance upon the same is prohibited and may be unlawful. Views expressed herein should not be construed as investment advice to any party and are not necessarily those of Birla Sun Life Asset Management Company Ltd.(BSLAMC) or any of their officers, employees, personnel, directors and BSLAMC and its officers, employees, personnel, directors do not accept responsibility for the editorial content. Wherever possible, all the figures and data given are dated, and the same may or may not be relevant at a future date. Further, the opinions expressed and facts referred to in this document are subject to change without notice and BSLAMC is under no obligation to update the same. While utmost care has been exercised, BSLAMC or any of its officers, employees, personnel, directors make no representation or warranty, express or implied, as to the accuracy, completeness or reliability of the content and hereby disclaim any liability with regard to the same. Recipients of this material should exercise due care and read all scheme related documents (including if necessary, obtaining the advice of tax/legal/accounting/financial/other professional(s) prior to taking of any decision, acting or omitting to act. Further, the recipient shall not copy/circulate/reproduce/quote contents of this document, in part or in whole, or in any other manner whatsoever without prior and explicit approval of BSLAMC. CIN: U65991MH1994PLC080811

Mutual Fund: Birla Sun Life Mutual Fund Asset Management Company/ Investment Manager: Birla Sun Life Asset Management Company Limited Registered Office: One India Bulls Centre, Tower - 1, 17th Floor Jupiter Mill Compound, 841, S. B. Marg, Elphinstone Road, Mumbai - 400013. Past performance may or may not be sustained in future. Source: ICRA Online Limited

**Private & confidential. For internal circulation only**  
**Mutual Fund investments are subject to market risks, read all scheme related documents carefully.**