

Scheme Description

What is Birla Sun Life Constant Maturity 10 Year Gilt Fund?

A fund that aims to generate income and capital appreciation by investing exclusively in Government Securities.

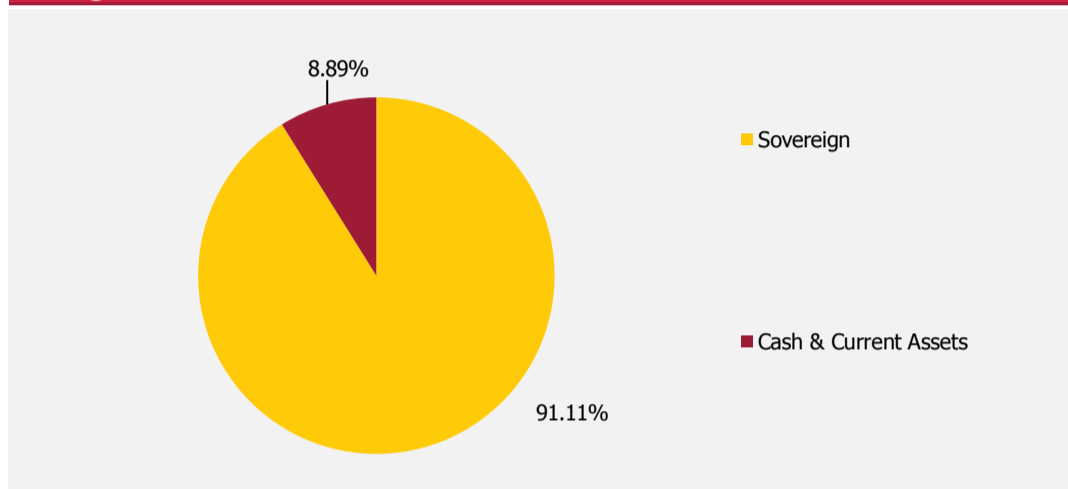
Investment Objective

An Open-ended income scheme with the objective to generate income and capital appreciation by investing 100% of the corpus in a diversified portfolio of debt and money market securities.

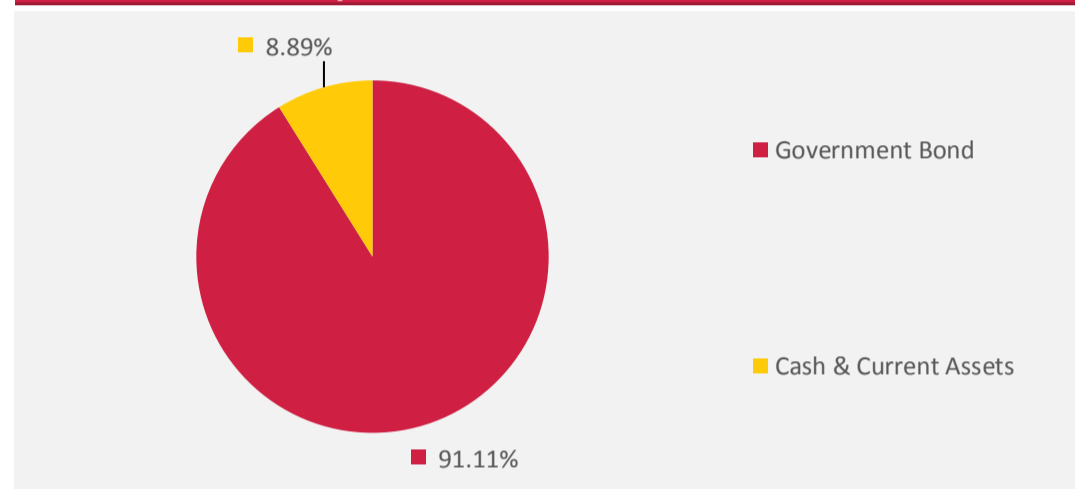
Why Birla Sun Life Constant Maturity 10 Year Gilt Fund?

The fund invests predominantly in dated sovereign bonds with average maturity ranging at around 10 years. Hence, the fund is suitable for investors with 12-18 months and above investment horizon and moderate appetite for interest rate risk associated with relatively high portfolio duration.

Rating Profile



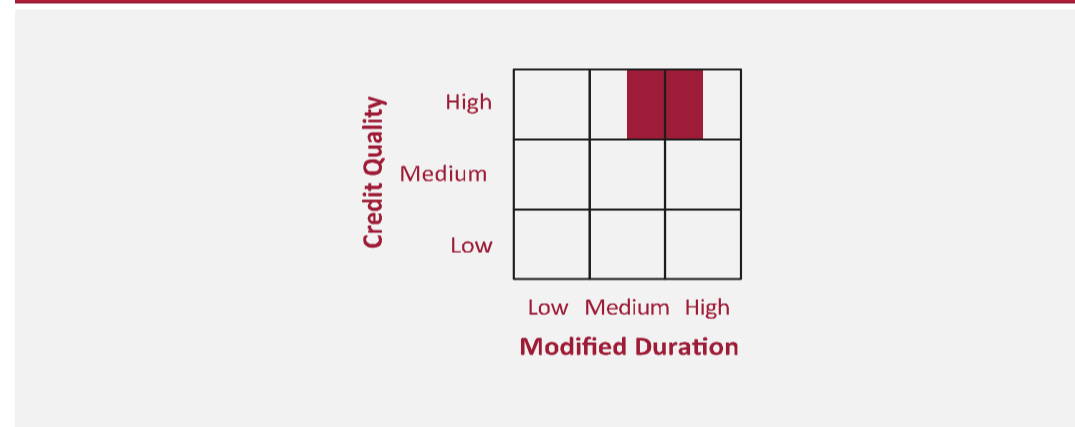
Instrument Wise Composition



Top Ten Portfolio Holdings

| Security | Rating | % of Net Assets |
|---------------------|--------|-----------------|
| Government of India | | 91.11% |
| | | |
| | | |
| | | |
| | | |
| | | |
| | | |
| | | |
| | | |

Style Box



Portfolio Characteristics

| | |
|----------------------------|------------|
| Total Number of Securities | 2 |
| Modified Duration | 5.97 Years |

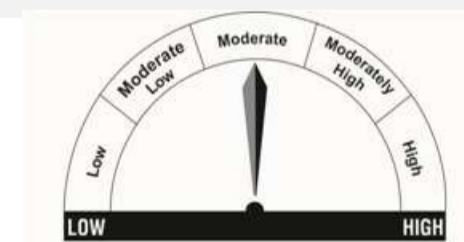
| | |
|--------------------|-------|
| Yield to Maturity | 7.38% |
| Standard Deviation | 5.01% |

Standard Deviation is calculated on Annualised basis using 3 years history of monthly returns.

Birla Sun Life Constant Maturity 10 Year Gilt Fund (An Open ended Government Securities Scheme)

This product is suitable for Investor who are seeking:

1. Credit risk-free returns based on their own view on interest rate scenario over short to medium term
2. Investments in a portfolio of Central Government securities of around 10 year average maturity.
3. Riskometer-Moderate



Investors understand that their principal will be at Moderate risk


Private & confidential. For internal circulation only

Mutual Fund investments are subject to market risks, read all scheme related documents carefully.

Birla Sun Life Constant Maturity 10 Year Gilt Fund

An Open ended Government Securities

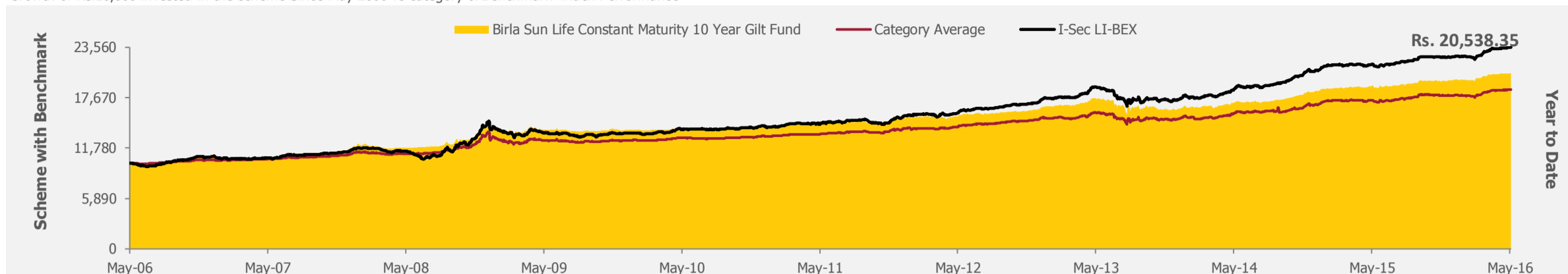
May 2016



Past performance may or may not be sustained in future. Below performance data is as on 31-May-2016 provided for Regular Plan - Growth Option, unless otherwise stated

Yearly and Cumulative Performance last 10 years

Growth of Rs.10,000 invested in the scheme Since May 2006 vs category & Benchmark index Performance



Calendar Year Returns (%)

| | 2007 | 2008 | 2009 | 2010 | 2011 | 2012 | 2013 | 2014 | 2015 | 2016(YTD) |
|--|-----------|-------|-------|------|------|-------|-------|-------|------|-----------|
| Birla Sun Life Constant Maturity 10 Year Gilt F | 9.39 | 28.10 | -6.91 | 3.10 | 5.72 | 8.15 | -0.11 | 12.74 | 6.94 | 9.78 |
| I-Sec Li-BEX* | 6.60 | 29.14 | -8.43 | 6.31 | 6.08 | 12.81 | 1.38 | 19.74 | 7.48 | 11.97 |
| Crisil 10 Yr Gilt Index** | 6.35 | 27.50 | -8.66 | 3.11 | 1.91 | 10.64 | -0.68 | 14.14 | 7.39 | 10.58 |
| Category Average | 6.16 | 25.18 | -5.57 | 5.07 | 6.09 | 10.41 | 3.32 | 15.76 | 6.10 | 10.23 |
| Inception Date | 12-Oct-99 | | | | | | | | | |

Investment Performance - Regular Plan - Growth

NAV as on May 31, 2016: Rs. 45.2499

| Date of Inception: Oct 12, 1999 | NAV Per Unit.* (Rs.) | Birla Sun Life Constant Maturity 10 Year Gilt Fund (%) | I-Sec LI-BEX# (%) | Crisil 10 Yr Gilt Index## (%) | Value of Standard Investment of Rs. 10000 in | | |
|---|-------------------------|--|-------------------|-------------------------------|--|---------------------|---------------------------------|
| | | | | | Birla Sun Life Constant Maturity 10 Year Gilt Fund (Rs.) | I-Sec LI-BEX# (Rs.) | Crisil 10 Yr Gilt Index## (Rs.) |
| Since inception till May 31, 2016(CAGR) | 10.0000 | 9.49 | NA | NA | 45232 | NA | NA |
| May 29, 2015 to May 31, 2016 (Absolute) | 41.9900 | 7.76 | 9.20 | 8.38 | 10776 | 10920 | 10838 |
| May 30, 2014 to May 29, 2015 (Absolute) | 37.6800 | 11.43 | 15.47 | 12.71 | 11143 | 11547 | 11271 |
| May 31, 2013 to May 30, 2014 (Absolute) | 38.6200 | -2.42 | -0.80 | -2.98 | 9758 | 9920 | 9702 |

Schemes managed by :# Scheme Benchmark, ## Additional Benchmark, * As on start of period considered above. Past performance may or may not be sustained in future. Returns for dividend option would assume reinvestment of dividends declared, net of dividend distribution tax, if any, at the then prevailing NAV. Load and Taxes are not considered for computation of returns. Fund Manager: Prasad Dhonde and Kaustubh Gupta. For list of schemes managed by Prasad Dhonde and Kaustubh Gupta, please refer to page 5

Scheme Performance (%)



Inception Date 12-Oct-99


Note: All Returns less than one are Simple Annualised and greater than one year are CAGR.

Private & confidential. For internal circulation only
Mutual Fund investments are subject to market risks, read all scheme related documents carefully.

Birla Sun Life Constant Maturity 10 Year Gilt Fund

An Open ended Government Securities

May 2016



Dividend History

| Record Date | Cum. Dividend NAV | Individual (RPU) | Corporate (RPU) | Record Date | Cum. Dividend NAV | Individual (RPU) | Corporate (RPU) |
|-------------------------------------|-------------------|------------------|-----------------|------------------------------------|-------------------|------------------|-----------------|
| Regular - Quarterly Dividend | | | | Direct - Quarterly Dividend | | | |
| 15-Mar-16 | 12.4180 | 0.1551 | 0.1437 | 15-Mar-16 | 11.2228 | 0.2365 | 0.2191 |
| 15-Dec-15 | 12.4782 | 0.2361 | 0.2187 | 15-Dec-15 | 11.3039 | 0.2396 | 0.2220 |

Last 2 dividends declared for dividend option

Note: Dividends mentioned above were on a face value of Rs. 10/unit. The NAV of the scheme, pursuant to payout of dividend would fall to the extent of the payout and statutory levy, if applicable. Declaration of dividend is at the discretion of the trustees. Above statistics on dividend history are in Rs./ Unit.

Scheme Details

| | |
|------------------------------|--|
| Scheme Name | Birla Sun Life Constant Maturity 10 Year Gilt Fund |
| Inception Date | 12-Oct-99 |
| Fund Manager | Prasad Dhonde ,Kaustubh Gupta |
| Managing Fund Since | 01-July-2011,20-Jun-2014 |
| QAAUM (Rs. Cr) (31-Mar-2016) | 35.87 |
| Minimum Investment (Rs.) | 5,000 |
| Minimum SIP Investment (Rs.) | 1,000 |
| Benchmark Index | I-Sec LI-BEX |
| Entry Load | NIL |
| Exit Load | NIL |

NAV Details as on May 31, 2016

| Scheme Name | In (Rs.) |
|--|----------|
| Regular Plan | |
| Birla Sun Life Constant Maturity 10 Year Gilt Fund - Reg - Growth | 45.2499 |
| Birla Sun Life Constant Maturity 10 Year Gilt Fund - Reg - Qtly Dividend | 12.4898 |
| Direct Plan[§] | |
| Birla Sun Life Constant Maturity 10 Year Gilt Fund - Dir - Growth | 45.5789 |
| Birla Sun Life Constant Maturity 10 Year Gilt Fund - Dir - Qtly Dividend | 11.1417 |

[§] 'Direct Plan' is only for investors who purchase /subscribe Units in a Scheme directly with the Mutual Fund and is not available for investors who route their investments through a Distributor



About Fund Manager

Prasad Dhonde

Mr. Dhonde is a B.Sc (Tech) and MMS (Finance). Prior to joining Birla Sun Life AMC he has worked with Credit Analysis & Research Ltd, Times Investors Services Pvt. Ltd., Birla Sun Life Securities Ltd., RR Financial Consultants Ltd. & Probity Research & Services Pvt. Ltd.



Kaustubh Gupta

Mr. Kaustubh Gupta is a B.Com and a Chartered Accountant. Prior to joining AMC, Mr. Gupta previously served as a Money Market Manager at ICICI Bank Limited, where he managed liquidity.

Private & confidential. For internal circulation only

Mutual Fund investments are subject to market risks, read all scheme related documents carefully.

Birla Sun Life Constant Maturity 10 Year Gilt Fund

An Open ended Government Securities

May 2016



Performance details of the schemes managed by Prasad Dhonde

Top 3 Schemes

| Date of Inception: April 19,2002 | Birla Sun Life Treasury Optimizer Plan | | | Crisil Short Term Bond Fund Index [#] | | Crisil 1 Yr T-Bill Index ^{##} | |
|---|--|------------|---|--|---|--|---|
| | NAV Per Unit * (Rs.) | Return (%) | Value of Standard Investment of Rs. 10000 | Return (%) | Value of Standard Investment of Rs. 10000 | Return (%) | Value of Standard Investment of Rs. 10000 |
| Since inception till May 31,2016 (CAGR) | 100.0000 | 8.39 | 31,207 | 7.18 | 26,631 | 5.90 | 22,474 |
| May 29, 2015 - May 31, 2016(Absolute) | 175.7171 | 9.14 | 10,914 | 8.63 | 10,863 | 7.73 | 10,773 |
| May 30, 2014 - May 29, 2015(Absolute) | 158.1604 | 11.10 | 11,110 | 9.80 | 10,980 | 8.51 | 10,851 |
| May 31, 2013 - May 30, 2014(Absolute) | 142.7969 | 10.76 | 11,076 | 8.53 | 10,853 | 5.64 | 10,564 |

| Date of Inception: June 05,2003 | Birla Sun Life Floating Rate Fund - LTP | | | Crisil Liquid Fund Index [#] | | Crisil 1 Yr T-Bill Index ^{##} | |
|---|---|------------|---|---------------------------------------|---|--|---|
| | NAV Per Unit * (Rs.) | Return (%) | Value of Standard Investment of Rs. 10000 | Return (%) | Value of Standard Investment of Rs. 10000 | Return (%) | Value of Standard Investment of Rs. 10000 |
| Since inception till May 31,2016 (CAGR) | 100.0000 | 8.94 | 30,432 | 6.87 | 23,716 | 5.86 | 20,963 |
| May 29, 2015 - May 31, 2016(Absolute) | 169.7824 | 9.01 | 10,901 | 7.97 | 10,797 | 7.73 | 10,773 |
| May 30, 2014 - May 29, 2015(Absolute) | 155.5831 | 9.13 | 10,913 | 8.78 | 10,878 | 8.51 | 10,851 |
| May 31, 2013 - May 30, 2014(Absolute) | 141.8666 | 9.67 | 10,967 | 9.59 | 10,959 | 5.64 | 10,564 |

| Date of Inception: March 03,1997 | Birla Sun Life Short Term Fund | | | Crisil Short Term Bond Fund Index [#] | | Crisil 1 Yr T-Bill Index ^{##} | |
|---|--------------------------------|------------|---|--|---|--|---|
| | NAV Per Unit * (Rs.) | Return (%) | Value of Standard Investment of Rs. 10000 | Return (%) | Value of Standard Investment of Rs. 10000 | Return (%) | Value of Standard Investment of Rs. 10000 |
| Since inception till May 31,2016 (CAGR) | 10.0000 | 9.53 | 57,718 | NA | NA | 6.80 | 35,499 |
| May 29, 2015 - May 31, 2016(Absolute) | 52.9743 | 8.98 | 10,898 | 8.63 | 10,863 | 7.73 | 10,773 |
| May 30, 2014 - May 29, 2015(Absolute) | 48.1279 | 10.07 | 11,007 | 9.80 | 10,980 | 8.51 | 10,851 |
| May 31, 2013 - May 30, 2014(Absolute) | 44.3617 | 8.49 | 10,849 | 8.53 | 10,853 | 5.64 | 10,564 |

Bottom 3 Schemes

| Date of Inception: May 13,2011 | Birla Sun Life Gold ETF | | | Domestic Price of Physical Gold [#] | | Crisil 10 Yr Gilt Index ^{##} | |
|---|-------------------------|------------|---|--|---|---------------------------------------|---|
| | NAV Per Unit * (Rs.) | Return (%) | Value of Standard Investment of Rs. 10000 | Return (%) | Value of Standard Investment of Rs. 10000 | Return (%) | Value of Standard Investment of Rs. 10000 |
| Since inception till May 31,2016 (CAGR) | 2228.7719 | 4.54 | 12,516 | 5.24 | 12,946 | 7.47 | 14,393 |
| May 29, 2015 - May 31, 2016(Absolute) | 2621.8787 | 6.40 | 10,640 | 6.54 | 10,654 | 8.38 | 10,838 |
| May 30, 2014 - May 29, 2015(Absolute) | 2683.2118 | -2.29 | 9,771 | -0.19 | 9,981 | 12.71 | 11,271 |
| May 31, 2013 - May 30, 2014(Absolute) | 2696.8937 | -0.51 | 9,949 | -1.12 | 9,888 | -2.98 | 9,702 |

| Date of Inception: April 25,2000 | Birla Sun Life Dynamic Asset Allocation Fund | | | CRISIL Balanced Fund - Aggressive Index [#] | | Nifty 50 ^{##} | |
|---|--|------------|---|--|---|------------------------|---|
| | NAV Per Unit * (Rs.) | Return (%) | Value of Standard Investment of Rs. 10000 | Return (%) | Value of Standard Investment of Rs. 10000 | Return (%) | Value of Standard Investment of Rs. 10000 |
| Since inception till May 31,2016 (CAGR) | 10.0000 | 8.85 | 39,200 | NA | NA | 11.77 | 60,048 |
| May 29, 2015 - May 31, 2016(Absolute) | 36.8900 | 6.21 | 10,621 | 1.17 | 10,117 | -3.24 | 9,676 |
| May 30, 2014 - May 29, 2015(Absolute) | 32.7300 | 12.71 | 11,271 | 15.31 | 11,531 | 16.65 | 11,665 |
| May 31, 2013 - May 30, 2014(Absolute) | 27.7800 | 17.82 | 11,782 | 14.48 | 11,448 | 20.78 | 12,078 |

| Date of Inception: October 21,1995 | Birla Sun Life Income Plus | | | Crisil Composite Bond Fund Index [#] | | Crisil 10 Yr Gilt Index ^{##} | |
|---|----------------------------|------------|---|---|---|---------------------------------------|---|
| | NAV Per Unit * (Rs.) | Return (%) | Value of Standard Investment of Rs. 10000 | Return (%) | Value of Standard Investment of Rs. 10000 | Return (%) | Value of Standard Investment of Rs. 10000 |
| Since inception till May 31,2016 (CAGR) | 10.0000 | 9.66 | 66,986 | NA | NA | NA | NA |
| May 29, 2015 - May 31, 2016(Absolute) | 63.1228 | 6.08 | 10,608 | 8.95 | 10,895 | 8.38 | 10,838 |
| May 30, 2014 - May 29, 2015(Absolute) | 55.7335 | 13.26 | 11,326 | 12.20 | 11,220 | 12.71 | 11,271 |
| May 31, 2013 - May 30, 2014(Absolute) | 56.3095 | -1.02 | 9,898 | 2.72 | 10,272 | -2.98 | 9,702 |

Scheme Benchmark, ## Additional Benchmark, * As on start of period considered above.

Past performance may or may not be sustained in future. Above performance if for Regular Growth option. Performance of Regular dividend option under the schemes for the investors would be net of distribution tax, if any. Load and Taxes are not considered for computation of returns. Mutual Fund investments are subject to market risks, read all scheme related documents carefully.

Private & confidential. For internal circulation only
Mutual Fund investments are subject to market risks, read all scheme related documents carefully.

Birla Sun Life Constant Maturity 10 Year Gilt Fund

An Open ended Government Securities

May 2016



Performance details of the schemes managed by Kaustubh Gupta

Top 3 Schemes

| Date of Inception: April 19,2002 | Birla Sun Life Treasury Optimizer Plan | | | Crisil Short Term Bond Fund Index [#] | | Crisil 1 Yr T-Bill Index ^{##} | |
|---|--|------------|---|--|---|--|---|
| | NAV Per Unit * (Rs.) | Return (%) | Value of Standard Investment of Rs. 10000 | Return (%) | Value of Standard Investment of Rs. 10000 | Return (%) | Value of Standard Investment of Rs. 10000 |
| Since inception till May 31,2016 (CAGR) | 100.0000 | 8.39 | 31,207 | 7.18 | 26,631 | 5.90 | 22,474 |
| May 29, 2015 - May 31, 2016(Absolute) | 175.7171 | 9.14 | 10,914 | 8.63 | 10,863 | 7.73 | 10,773 |
| May 30, 2014 - May 29, 2015(Absolute) | 158.1604 | 11.10 | 11,110 | 9.80 | 10,980 | 8.51 | 10,851 |
| May 31, 2013 - May 30, 2014(Absolute) | 142.7969 | 10.76 | 11,076 | 8.53 | 10,853 | 5.64 | 10,564 |

| Date of Inception: November 27,2001 | Birla Sun Life Savings Fund | | | Crisil Short Term Bond Fund Index [#] | | Crisil 1 Yr T-Bill Index ^{##} | |
|---|-----------------------------|------------|---|--|---|--|---|
| | NAV Per Unit * (Rs.) | Return (%) | Value of Standard Investment of Rs. 10000 | Return (%) | Value of Standard Investment of Rs. 10000 | Return (%) | Value of Standard Investment of Rs. 10000 |
| Since inception till May 31,2016 (CAGR) | 111.4740 | 7.76 | 29,595 | NA | NA | 5.95 | 23,143 |
| May 29, 2015 - May 31, 2016(Absolute) | 272.8434 | 9.02 | 10,902 | 8.63 | 10,863 | 7.73 | 10,773 |
| May 30, 2014 - May 29, 2015(Absolute) | 249.8050 | 9.22 | 10,922 | 9.80 | 10,980 | 8.51 | 10,851 |
| May 31, 2013 - May 30, 2014(Absolute) | 227.4755 | 9.82 | 10,982 | 8.53 | 10,853 | 5.64 | 10,564 |

| Date of Inception: June 05,2003 | Birla Sun Life Floating Rate Fund - LTP | | | Crisil Liquid Fund Index [#] | | Crisil 1 Yr T-Bill Index ^{##} | |
|---|---|------------|---|---------------------------------------|---|--|---|
| | NAV Per Unit * (Rs.) | Return (%) | Value of Standard Investment of Rs. 10000 | Return (%) | Value of Standard Investment of Rs. 10000 | Return (%) | Value of Standard Investment of Rs. 10000 |
| Since inception till May 31,2016 (CAGR) | 100.0000 | 8.94 | 30,432 | 6.87 | 23,716 | 5.86 | 20,963 |
| May 29, 2015 - May 31, 2016(Absolute) | 169.7824 | 9.01 | 10,901 | 7.97 | 10,797 | 7.73 | 10,773 |
| May 30, 2014 - May 29, 2015(Absolute) | 155.5831 | 9.13 | 10,913 | 8.78 | 10,878 | 8.51 | 10,851 |
| May 31, 2013 - May 30, 2014(Absolute) | 141.8666 | 9.67 | 10,967 | 9.59 | 10,959 | 5.64 | 10,564 |

Bottom 3 Schemes

| Date of Inception: October 12,1999 | Birla Sun Life Gilt Plus P F Plan | | | I-Sec Li-BEX [#] | | Crisil 10 Yr Gilt Index ^{##} | |
|---|-----------------------------------|------------|---|---------------------------|---|---------------------------------------|---|
| | NAV Per Unit * (Rs.) | Return (%) | Value of Standard Investment of Rs. 10000 | Return (%) | Value of Standard Investment of Rs. 10000 | Return (%) | Value of Standard Investment of Rs. 10000 |
| Since inception till May 31,2016 (CAGR) | 10.0000 | 8.89 | 41,278 | NA | NA | NA | NA |
| May 29, 2015 - May 31, 2016(Absolute) | 38.1482 | 8.18 | 10,818 | 9.20 | 10,920 | 8.38 | 10,838 |
| May 30, 2014 - May 29, 2015(Absolute) | 32.9022 | 15.94 | 11,594 | 15.47 | 11,547 | 12.71 | 11,271 |
| May 31, 2013 - May 30, 2014(Absolute) | 32.9533 | -0.16 | 9,984 | -0.80 | 9,920 | -2.98 | 9,702 |

| Date of Inception: October 12,1999 | Birla Sun Life Constant Maturity 10 Year Gilt Fund | | | I-Sec Li-BEX [#] | | Crisil 10 Yr Gilt Index ^{##} | |
|---|--|------------|---|---------------------------|---|---------------------------------------|---|
| | NAV Per Unit * (Rs.) | Return (%) | Value of Standard Investment of Rs. 10000 | Return (%) | Value of Standard Investment of Rs. 10000 | Return (%) | Value of Standard Investment of Rs. 10000 |
| Since inception till May 31,2016 (CAGR) | 10.0000 | 9.49 | 45,232 | NA | NA | NA | NA |
| May 29, 2015 - May 31, 2016(Absolute) | 41.9913 | 7.76 | 10,776 | 9.20 | 10,920 | 8.38 | 10,838 |
| May 30, 2014 - May 29, 2015(Absolute) | 37.6826 | 11.43 | 11,143 | 15.47 | 11,547 | 12.71 | 11,271 |
| May 31, 2013 - May 30, 2014(Absolute) | 38.6190 | -2.42 | 9,758 | -0.80 | 9,920 | -2.98 | 9,702 |

| Date of Inception: October 28,1999 | Birla Sun Life Govt Securities Fund - Long Term Plan | | | I-Sec Li-BEX [#] | | Crisil 10 Yr Gilt Index ^{##} | |
|---|--|------------|---|---------------------------|---|---------------------------------------|---|
| | NAV Per Unit * (Rs.) | Return (%) | Value of Standard Investment of Rs. 10000 | Return (%) | Value of Standard Investment of Rs. 10000 | Return (%) | Value of Standard Investment of Rs. 10000 |
| Since inception till May 31,2016 (CAGR) | 10.0000 | 9.45 | 44,781 | NA | NA | NA | NA |
| May 29, 2015 - May 31, 2016(Absolute) | 41.6526 | 7.49 | 10,749 | 9.20 | 10,920 | 8.38 | 10,838 |
| May 30, 2014 - May 29, 2015(Absolute) | 36.3025 | 14.74 | 11,474 | 15.47 | 11,547 | 12.71 | 11,271 |
| May 31, 2013 - May 30, 2014(Absolute) | 36.6752 | -1.02 | 9,898 | -0.80 | 9,920 | -2.98 | 9,702 |

Scheme Benchmark, ## Additional Benchmark, * As on start of period considered above.


Past performance may or may not be sustained in future. Above performance if for Regular Growth option. Performance of Regular dividend option under the schemes for the investors would be net of distribution tax, if any. Load and Taxes are not considered for computation of returns. Mutual Fund investments are subject to market risks, read all scheme related documents carefully.

Private & confidential. For internal circulation only
Mutual Fund investments are subject to market risks, read all scheme related documents carefully.

Birla Sun Life Constant Maturity 10 Year Gilt Fund

An Open ended Government Securities

May 2016



Schemes managed by Fund Managers

Schemes managed by Prasad Dhonde

Birla Sun Life Short Term Fund

Birla Sun Life Income Plus

Birla Sun Life Gold ETF

Schemes co-managed by Prasad Dhonde

Birla Sun Life Govt Securities Fund - Long Term Plan

Birla Sun Life Gilt Plus P F Plan

Birla Sun Life Constant Maturity 10 Year Gilt Fund

Birla Sun Life Floating Rate Fund - LTP

Birla Sun Life Dynamic Asset Allocation Fund

Birla Sun Life Treasury Optimizer Plan

Schemes managed by Kaustubh Gupta

Schemes co-managed by Kaustubh Gupta

Birla Sun Life Cash Manager

Birla Sun Life Govt Securities Fund - Long Term Plan

Birla Sun Life Cash Plus

Birla Sun Life Gilt Plus P F Plan

Birla Sun Life Constant Maturity 10 Year Gilt Fund

Birla Sun Life Savings Fund

Birla Sun Life Short Term Opportunities Fund

Birla Sun Life Floating Rate Fund - STP

Birla Sun Life Floating Rate Fund - LTP

Birla Sun Life Treasury Optimizer Plan

Disclaimer

This document is strictly confidential and meant for private circulation only and should not at any point of time be construed to be an invitation to the public for subscribing to the units of Birla Sun Life mutual Fund. Please note that this is not an advertisement. The document is solely for the information and understanding of intended recipients only. If you are not the intended recipient, you are hereby notified that any use, distribution, reproduction or any action taken or omitted to be taken in reliance upon the same is prohibited and may be unlawful. Views expressed herein should not be construed as investment advice to any party and are not necessarily those of Birla Sun Life Asset Management Company Ltd.(BSLAMC) or any of their officers, employees, personnel, directors and BSLAMC and its officers, employees, personnel, directors do not accept responsibility for the editorial content. Wherever possible, all the figures and data given are dated, and the same may or may not be relevant at a future date. Further, the opinions expressed and facts referred to in this document are subject to change without notice and BSLAMC is under no obligation to update the same. While utmost care has been exercised, BSLAMC or any of its officers, employees, personnel, directors make no representation or warranty, express or implied, as to the accuracy, completeness or reliability of the content and hereby disclaim any liability with regard to the same. Recipients of this material should exercise due care and read all scheme related documents (including if necessary, obtaining the advice of tax/legal/accounting/ financial/other professional(s) prior to taking of any decision, acting or omitting to act. Further, the recipient shall not copy/circulate/reproduce/quote contents of this document, in part or in whole, or in any other manner whatsoever without prior and explicit approval of BSLAMC. CIN: U65991MH1994PLC080811

Mutual Fund: Birla Sun Life Mutual Fund Asset Management Company/ Investment Manager: Birla Sun Life Asset Management Company Limited Registered Office: One India Bulls Centre, Tower - 1, 17th Floor Jupiter Mill Compound, 841, S. B. Marg, Elphinstone Road, Mumbai - 400013. Past performance may or may not be sustained in future. Source: ICRA Online Limited

Private & confidential. For internal circulation only

Mutual Fund investments are subject to market risks, read all scheme related documents carefully.