

Scheme Description

What is Birla Sun Life Income Plus?

This is an actively managed open ended income scheme which endeavours to generate income, through investments in a variety of debt instruments namely government bonds & securities, corporate bonds etc, at relatively moderate levels of risk through diversified research based investment approach.

Investment Objective

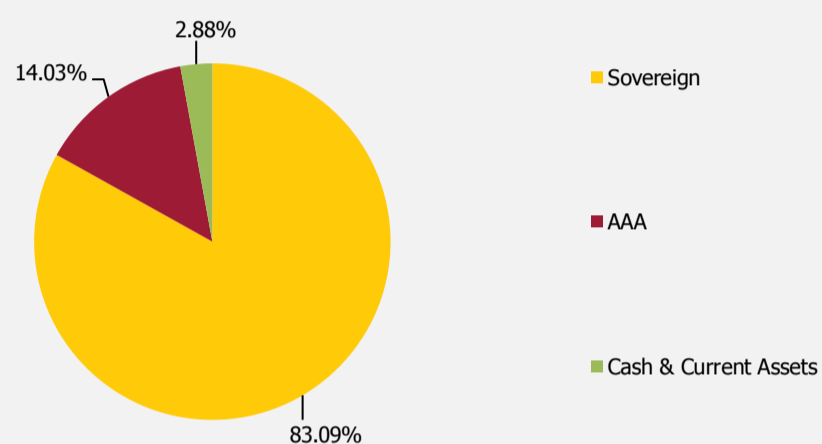
The objective of the scheme is to generate consistent income through superior yields on its investments at moderate levels of risk through a diversified investment approach. This income may be complemented by price changes of instruments in the portfolio

Why Birla Sun Life Income Plus?

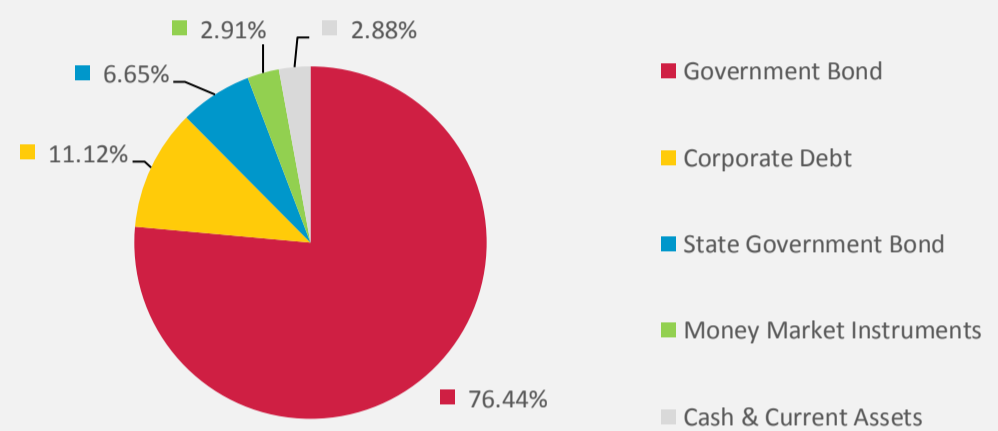
The scheme endeavours to maintain a high credit quality in the portfolio by predominantly investing in sovereign debt. It has the flexibility of changing the modified duration within a wide range depending upon fund managers' view on market conditions. Currently the scheme intends to maintain the modified duration at around 7 - 9 years.

The scheme would be suitable for investors having 18 - 24 months investment horizon and moderate appetite for interest rate risk associated with relatively high portfolio duration.

Rating Profile



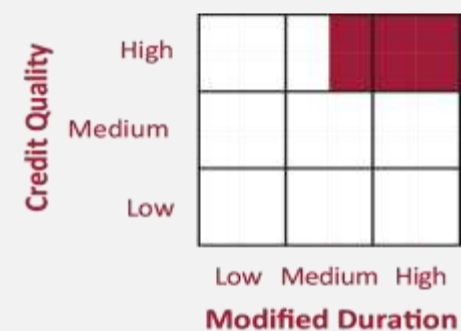
Instrument Wise Composition



Top Ten Portfolio Holdings

Security	Rating	% of Net Assets
Government of India	SOV	76.44%
Canara Bank	CRISIL AAA	7.68%
State Government Securities	SOV	6.65%
Corporation Bank	CRISIL A1+	2.18%
NTPC Limited	CRISIL AAA	1.84%
India Infradebt Ltd	CRISIL AAA	1.13%
Andhra Bank	CARE A1+	0.73%
Power Finance Corporation Limited	CRISIL AAA	0.37%
ICICI Bank Limited	CRISIL AAA	0.09%

Style Box



Portfolio Characteristics

Total Number of Securities	33
Modified Duration	7.46 Years

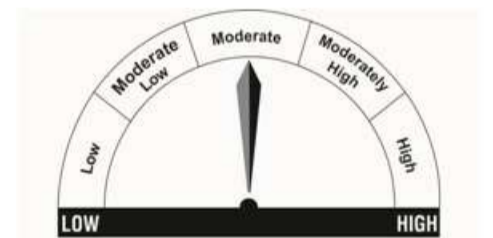
Yield to Maturity	7.78%
Standard Deviation	5.17%

Standard Deviation is calculated on Annualised basis using 3 years history of monthly returns.

Birla Sun Life Income Plus(An Open ended Income Scheme)

This product is suitable for Investor who are seeking:

1. Income with capital growth over medium to long term
2. Investments in a combination of debt and money market instruments including government securities of varying maturities
3. Riskometer-Moderate



Investors understand that their principal will be at Moderate risk

Birla Sun Life Income Plus

An Open ended Income Scheme

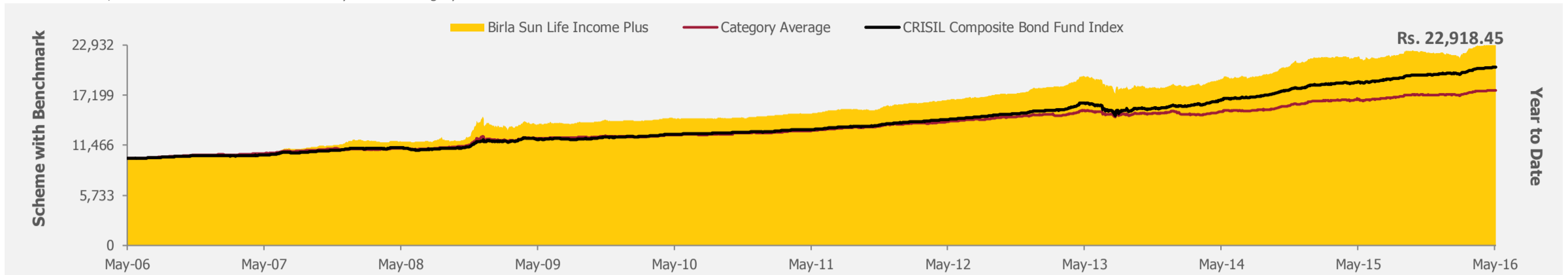
May 2016



Past performance may or may not be sustained in future. Below performance data is as on 31-May-2016 provided for Regular Plan - Growth Option, unless otherwise stated

Yearly and Cumulative Performance last 10 years

Growth of Rs.10,000 invested in the scheme Since May 2006 vs category & Benchmark index Performance



Calendar Year Returns (%)

	2007	2008	2009	2010	2011	2012	2013	2014	2015	2016(YTD)
Birla Sun Life Income Plus	12.50	23.53	-1.24	3.18	8.37	10.64	2.65	16.03	4.56	10.05
Crisil Composite Bond Fund Index[#]	6.92	9.03	3.50	4.96	6.92	9.34	3.79	14.31	8.63	9.65
Crisil 10 Yr Gilt Index^{##}	6.35	27.50	-8.66	3.11	1.91	10.64	-0.68	14.14	7.39	10.58
Category Average	8.25	14.83	1.50	5.62	7.74	9.91	5.32	12.12	6.50	8.99
Inception Date	21-Oct-95									

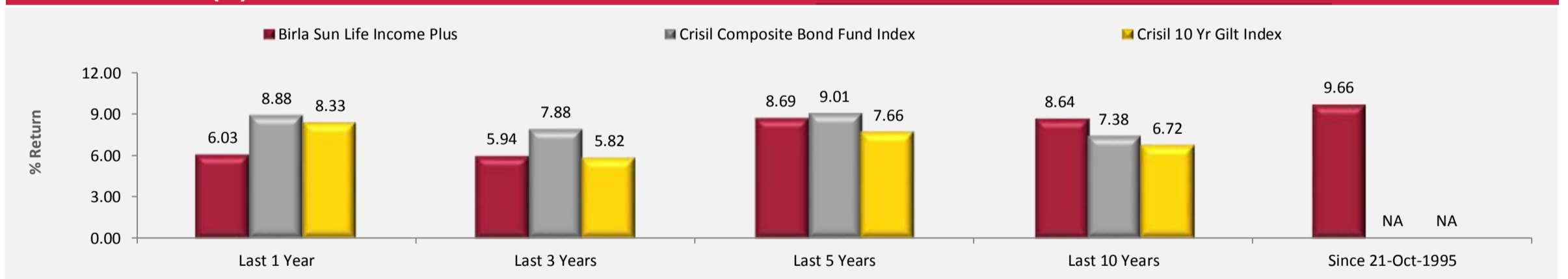
Investment Performance - Regular Plan - Growth

NAV as on May 31, 2016: Rs. 66.9588

Date of Inception: Oct 21, 1995	NAV Per Unit. * (Rs.)	Birla Sun Life Income Plus (%)	CRISIL Composite Bond Fund Index [#] (%)	Crisil 10 Yr Gilt Index ^{##} (%)	Value of Standard Investment of Rs. 10000 in		
					Birla Sun Life Income Plus (Rs.)	CRISIL Composite Bond Fund Index [#] (Rs.)	Crisil 10 Yr Gilt Index ^{##} (Rs.)
Since inception till May 31, 2016(CAGR)	10.0000	9.66	NA	NA	66986	NA	NA
May 29, 2015 to May 31, 2016 (Absolute)	63.1200	6.08	8.95	8.38	10608	10895	10838
May 30, 2014 to May 29, 2015 (Absolute)	55.7300	13.26	12.20	12.71	11326	11220	11271
May 31, 2013 to May 30, 2014 (Absolute)	56.3100	-1.02	2.72	-2.98	9898	10272	9702

Schemes managed by :# Scheme Benchmark, ## Additional Benchmark, * As on start of period considered above. Past performance may or may not be sustained in future. Returns for dividend option would assume reinvestment of dividends declared, net of dividend distribution tax, if any, at the then prevailing NAV. Load and Taxes are not considered for computation of returns. Fund Manager: Prasad Dhonde. For list of schemes managed by Prasad Dhonde, please refer to page 5

Scheme Performance (%)



Inception Date 21-Oct-95

Note: All Returns less than one are Simple Annualised and greater than one year are CAGR.

Private & confidential. For internal circulation only
Mutual Fund investments are subject to market risks, read all scheme related documents carefully.

Dividend History

Record Date	Cum. Dividend NAV	Individual (RPU)	Corporate (RPU)
Regular - Quarterly Dividend			
15-Mar-16	12.7327	0.2042	0.1892
15-Dec-15	12.9180	0.2071	0.1918

Record Date	Cum. Dividend NAV	Individual (RPU)	Corporate (RPU)
Direct - Quarterly Dividend			
15-Mar-16	13.0851	0.2092	0.1939
15-Dec-15	13.2403	0.2117	0.1961

Last 2 dividends declared for dividend option

Note: Dividends mentioned above were on a face value of Rs. 10/unit. The NAV of the scheme, pursuant to payout of dividend would fall to the extent of the payout and statutory levy, if applicable. Declaration of dividend is at the discretion of the trustees. Above statistics on dividend history are in Rs./ Unit.

Scheme Details

Scheme Name	Birla Sun Life Income Plus
Inception Date	21-Oct-95
Fund Manager	Prasad Dhonde
Managing Fund Since	11-Jan-10
QAAUM (Rs. Cr) (31-Mar-2016)	3,885.57
Minimum Investment (Rs.)	5,000
Minimum SIP Investment (Rs.)	1,000
Benchmark Index	CRISIL Composite Bond Fund Index
Entry Load	NIL
Exit Load	NIL

NAV Details as on May 31, 2016

Scheme Name	In (Rs.)
Regular Plan	
Birla Sun Life Income Plus - DAP	16.8927
Birla Sun Life Income Plus - Reg - Dividend	10.6493
Birla Sun Life Income Plus - Reg - Growth	66.9588
Birla Sun Life Income Plus - Reg - Qty Dividend	12.8668
Direct Plan^{\$}	
Birla Sun Life Income Plus - Dir - Dividend	10.7658
Birla Sun Life Income Plus - Dir - Growth	68.5414
Birla Sun Life Income Plus - Dir - Quarterly Dividend	13.2506

^{\$} 'Direct Plan' is only for investors who purchase /subscribe Units in a Scheme directly with the Mutual Fund and is not available for investors who route their investments through a Distributor



About Fund Manager

Prasad Dhonde

Mr. Dhonde is a B.Sc (Tech) and MMS (Finance). Prior to joining Birla Sun Life AMC he has worked with Credit Analysis & Research Ltd, Times Investors Services Pvt. Ltd., Birla Sun Life Securities Ltd., RR Financial Consultants Ltd. & Probitry Research & Services Pvt. Ltd.

Private & confidential. For internal circulation only

Mutual Fund investments are subject to market risks, read all scheme related documents carefully.

Performance details of the schemes managed by Prasad Dhonde

Top 3 Schemes

Date of Inception: April 19,2002	Birla Sun Life Treasury Optimizer Plan			Crisil Short Term Bond Fund Index [#]		Crisil 1 Yr T-Bill Index ^{##}	
	NAV Per Unit * (Rs.)	Return (%)	Value of Standard Investment of Rs. 10000	Return (%)	Value of Standard Investment of Rs. 10000	Return (%)	Value of Standard Investment of Rs. 10000
Since inception till May 31,2016 (CAGR)	100.0000	8.39	31,207	7.18	26,631	5.90	22,474
May 29, 2015 - May 31, 2016(Absolute)	175.7171	9.14	10,914	8.63	10,863	7.73	10,773
May 30, 2014 - May 29, 2015(Absolute)	158.1604	11.10	11,110	9.80	10,980	8.51	10,851
May 31, 2013 - May 30, 2014(Absolute)	142.7969	10.76	11,076	8.53	10,853	5.64	10,564

Date of Inception: June 05,2003	Birla Sun Life Floating Rate Fund - LTP			Crisil Liquid Fund Index [#]		Crisil 1 Yr T-Bill Index ^{##}	
	NAV Per Unit * (Rs.)	Return (%)	Value of Standard Investment of Rs. 10000	Return (%)	Value of Standard Investment of Rs. 10000	Return (%)	Value of Standard Investment of Rs. 10000
Since inception till May 31,2016 (CAGR)	100.0000	8.94	30,432	6.87	23,716	5.86	20,963
May 29, 2015 - May 31, 2016(Absolute)	169.7824	9.01	10,901	7.97	10,797	7.73	10,773
May 30, 2014 - May 29, 2015(Absolute)	155.5831	9.13	10,913	8.78	10,878	8.51	10,851
May 31, 2013 - May 30, 2014(Absolute)	141.8666	9.67	10,967	9.59	10,959	5.64	10,564

Date of Inception: March 03,1997	Birla Sun Life Short Term Fund			Crisil Short Term Bond Fund Index [#]		Crisil 1 Yr T-Bill Index ^{##}	
	NAV Per Unit * (Rs.)	Return (%)	Value of Standard Investment of Rs. 10000	Return (%)	Value of Standard Investment of Rs. 10000	Return (%)	Value of Standard Investment of Rs. 10000
Since inception till May 31,2016 (CAGR)	10.0000	9.53	57,718	NA	NA	6.80	35,499
May 29, 2015 - May 31, 2016(Absolute)	52.9743	8.98	10,898	8.63	10,863	7.73	10,773
May 30, 2014 - May 29, 2015(Absolute)	48.1279	10.07	11,007	9.80	10,980	8.51	10,851
May 31, 2013 - May 30, 2014(Absolute)	44.3617	8.49	10,849	8.53	10,853	5.64	10,564

Bottom 3 Schemes

Date of Inception: May 13,2011	Birla Sun Life Gold ETF			Domestic Price of Physical Gold [#]		Crisil 10 Yr Gilt Index ^{##}	
	NAV Per Unit * (Rs.)	Return (%)	Value of Standard Investment of Rs. 10000	Return (%)	Value of Standard Investment of Rs. 10000	Return (%)	Value of Standard Investment of Rs. 10000
Since inception till May 31,2016 (CAGR)	2228.7719	4.54	12,516	5.24	12,946	7.47	14,393
May 29, 2015 - May 31, 2016(Absolute)	2621.8787	6.40	10,640	6.54	10,654	8.38	10,838
May 30, 2014 - May 29, 2015(Absolute)	2683.2118	-2.29	9,771	-0.19	9,981	12.71	11,271
May 31, 2013 - May 30, 2014(Absolute)	2696.8937	-0.51	9,949	-1.12	9,888	-2.98	9,702

Date of Inception: April 25,2000	Birla Sun Life Dynamic Asset Allocation Fund			CRISIL Balanced Fund - Aggressive Index [#]		Nifty 50 ^{##}	
	NAV Per Unit * (Rs.)	Return (%)	Value of Standard Investment of Rs. 10000	Return (%)	Value of Standard Investment of Rs. 10000	Return (%)	Value of Standard Investment of Rs. 10000
Since inception till May 31,2016 (CAGR)	10.0000	8.85	39,200	NA	NA	11.77	60,048
May 29, 2015 - May 31, 2016(Absolute)	36.8900	6.21	10,621	1.17	10,117	-3.24	9,676
May 30, 2014 - May 29, 2015(Absolute)	32.7300	12.71	11,271	15.31	11,531	16.65	11,665
May 31, 2013 - May 30, 2014(Absolute)	27.7800	17.82	11,782	14.48	11,448	20.78	12,078

Date of Inception: October 21,1995	Birla Sun Life Income Plus			Crisil Composite Bond Fund Index [#]		Crisil 10 Yr Gilt Index ^{##}	
	NAV Per Unit * (Rs.)	Return (%)	Value of Standard Investment of Rs. 10000	Return (%)	Value of Standard Investment of Rs. 10000	Return (%)	Value of Standard Investment of Rs. 10000
Since inception till May 31,2016 (CAGR)	10.0000	9.66	66,986	NA	NA	NA	NA
May 29, 2015 - May 31, 2016(Absolute)	63.1228	6.08	10,608	8.95	10,895	8.38	10,838
May 30, 2014 - May 29, 2015(Absolute)	55.7335	13.26	11,326	12.20	11,220	12.71	11,271
May 31, 2013 - May 30, 2014(Absolute)	56.3095	-1.02	9,898	2.72	10,272	-2.98	9,702

Scheme Benchmark, ## Additional Benchmark, * As on start of period considered above.

Past performance may or may not be sustained in future. Above performance if for Regular Growth option. Performance of Regular dividend option under the schemes for the investors would be net of distribution tax, if any. Load and Taxes are not considered for computation of returns. Mutual Fund investments are subject to market risks, read all scheme related documents carefully.


Private & confidential. For internal circulation only

Mutual Fund investments are subject to market risks, read all scheme related documents carefully.

Birla Sun Life Income Plus

An Open ended Income Scheme

May 2016



Schemes managed by Fund Managers

Schemes managed by Prasad Dhonde

Birla Sun Life Short Term Fund

Birla Sun Life Income Plus

Birla Sun Life Gold ETF

Schemes co-managed by Prasad Dhonde

Birla Sun Life Govt Securities Fund - Long Term Plan

Birla Sun Life Gilt Plus P F Plan

Birla Sun Life Constant Maturity 10 Year Gilt Fund

Birla Sun Life Floating Rate Fund - LTP

Birla Sun Life Dynamic Asset Allocation Fund

Birla Sun Life Treasury Optimizer Plan

Disclaimer

This document is strictly confidential and meant for private circulation only and should not at any point of time be construed to be an invitation to the public for subscribing to the units of Birla Sun Life mutual Fund. Please note that this is not an advertisement. The document is solely for the information and understanding of intended recipients only. If you are not the intended recipient, you are hereby notified that any use, distribution, reproduction or any action taken or omitted to be taken in reliance upon the same is prohibited and may be unlawful. Views expressed herein should not be construed as investment advice to any party and are not necessarily those of Birla Sun Life Asset Management Company Ltd.(BSLAMC) or any of their officers, employees, personnel, directors and BSLAMC and its officers, employees, personnel, directors do not accept responsibility for the editorial content. Wherever possible, all the figures and data given are dated, and the same may or may not be relevant at a future date. Further, the opinions expressed and facts referred to in this document are subject to change without notice and BSLAMC is under no obligation to update the same. While utmost care has been exercised, BSLAMC or any of its officers, employees, personnel, directors make no representation or warranty, express or implied, as to the accuracy, completeness or reliability of the content and hereby disclaim any liability with regard to the same. Recipients of this material should exercise due care and read all scheme related documents (including if necessary, obtaining the advice of tax/legal/accounting/ financial/other professional(s) prior to taking of any decision, acting or omitting to act. Further, the recipient shall not copy/circulate/reproduce/quote contents of this document, in part or in whole, or in any other manner whatsoever without prior and explicit approval of BSLAMC. CIN: U65991MH1994PLC080811

Mutual Fund: Birla Sun Life Mutual Fund Asset Management Company/ Investment Manager: Birla Sun Life Asset Management Company Limited Registered Office: One India Bulls Centre, Tower - 1, 17th Floor Jupiter Mill Compound, 841, S. B. Marg, Elphinstone Road, Mumbai - 400013. Past performance may or may not be sustained in future. Source: ICRA Online Limited

Private & confidential. For internal circulation only
Mutual Fund investments are subject to market risks, read all scheme related documents carefully.