

### Scheme Description

#### About the Fund

The scheme invests in a mix of equity, debt and money market instruments with the intention to generate regular income along with capital appreciation for its investors. It provides dual benefits to its investors through the growth potential of equity allocation along with regular income generation potential of debt allocation.

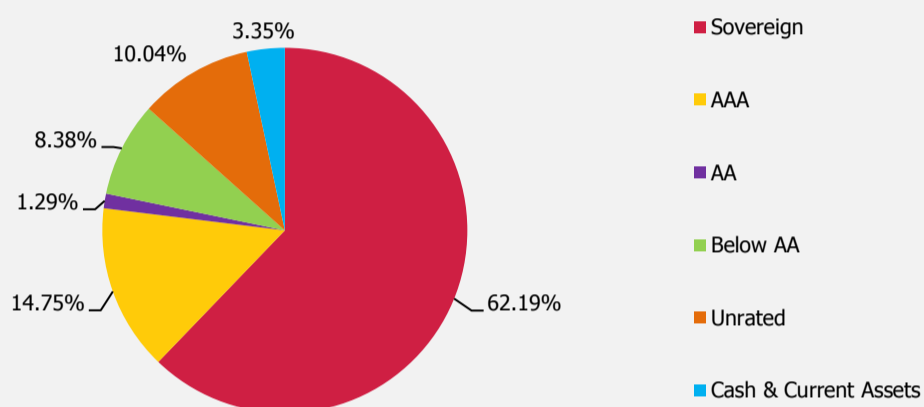
#### Investment Objective

An Open-ended income scheme with the objective to generate regular income so as to make monthly payment or distribution to unit holders with the secondary objective being growth of capital. Monthly Income is not assured and is subject to availability of distributable surplus.

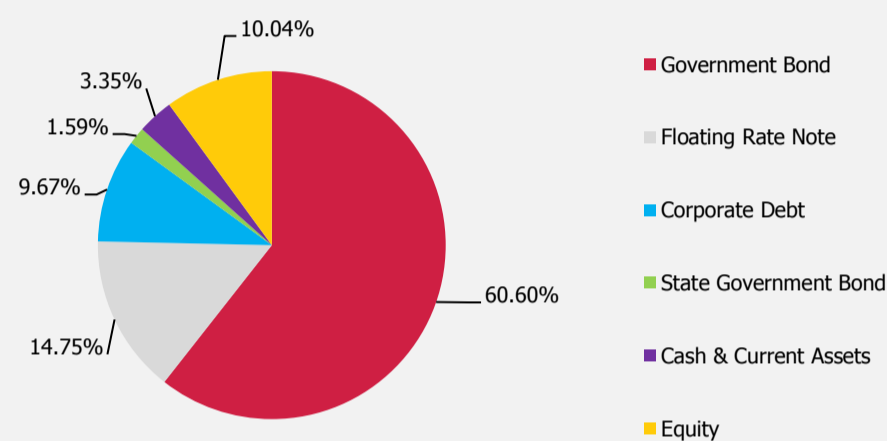
#### Why Birla Sun Life MIP II - Savings 5?

BSL MIP II – Savings 5 is an ideal stepping stone for equity participation for a fixed income oriented investor, primarily intending to generate steady income. The fund normally invests in quality debt and money market instruments (upto 95%) and in equity and equity related instruments (upto 5%).

#### Rating Profile



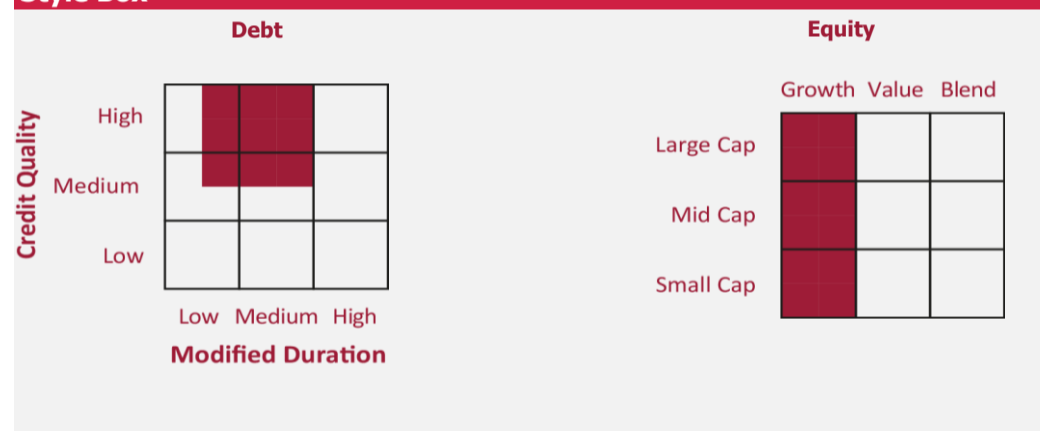
#### Instrument Wise Composition



#### Top Ten Portfolio Holdings

| Debt                              | Rating     | % of Net Assets |
|-----------------------------------|------------|-----------------|
| Government of India               | SOV        | 60.60%          |
| Power Finance Corporation Limited | CRISIL AAA | 14.75%          |
| IDBI Bank Limited                 | CRISIL A   | 8.38%           |
| State Government Securities       | SOV        | 1.59%           |
| RepcO Home Finance Limited        |            | 1.44%           |
| Yes Bank Limited                  | ICRA AA+   | 1.29%           |
| Equitas Holdings Limited          |            | 0.77%           |
| Eicher Motors Limited             |            | 0.68%           |
| HDFC Bank Limited                 |            | 0.63%           |
| V-Mart Retail Limited             |            | 0.54%           |

#### Style Box



#### Portfolio Characteristics

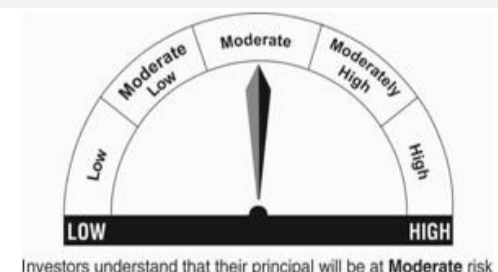
|                                   |            |                    |       |
|-----------------------------------|------------|--------------------|-------|
| Total Number of Debt Securities   | 10         | Yield to Maturity  | 8.14% |
| Total Number of Equity Securities | 35         | Standard Deviation | 4.38% |
| Modified Duration                 | 6.45 Years |                    |       |

Standard Deviation is calculated on Annualised basis using 3 years history of monthly returns.

#### Birla Sun Life MIP II – Saving 5 Plan (An Open ended Income Scheme. Monthly income is not assured and is subject to availability of distributable surplus)

This product is suitable for Investor who are seeking:

1. Regular income with capital growth over medium to long term
2. Investments in debt and money market instruments as well as equity and equity related securities [0-10%]
3. Riskometer-Moderate




Private & confidential. For internal circulation only

Mutual Fund investments are subject to market risks, read all scheme related documents carefully.

# Birla Sun Life MIP II - Savings 5

An Open ended Income Scheme

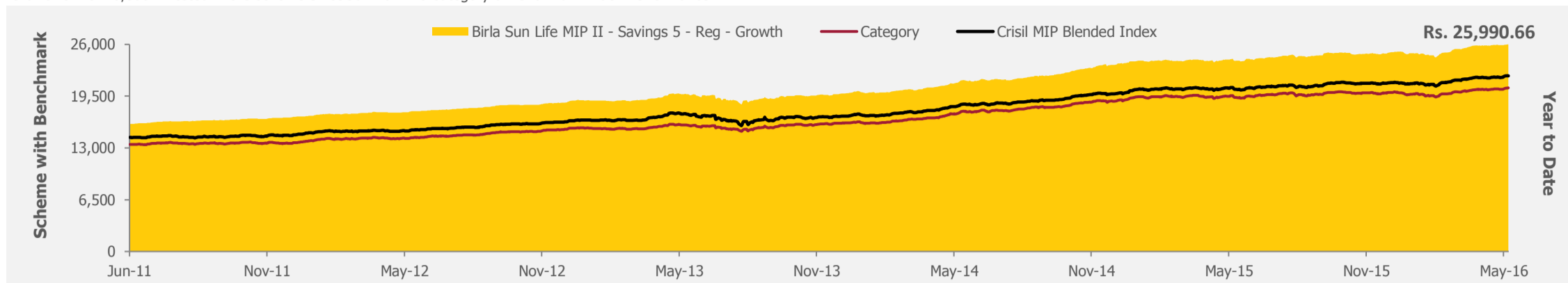
May 2016



Past performance may or may not be sustained in future. Below performance data is as on 31 May 2016, provided for Regular Plan - Growth Option, unless otherwise stated

## Yearly and Cumulative Performance last 10 years

Growth of Rs. 10,000 invested in the scheme Since Jun 2011 vs Category & Benchmark Index Performance



## Calendar Year Returns (%)

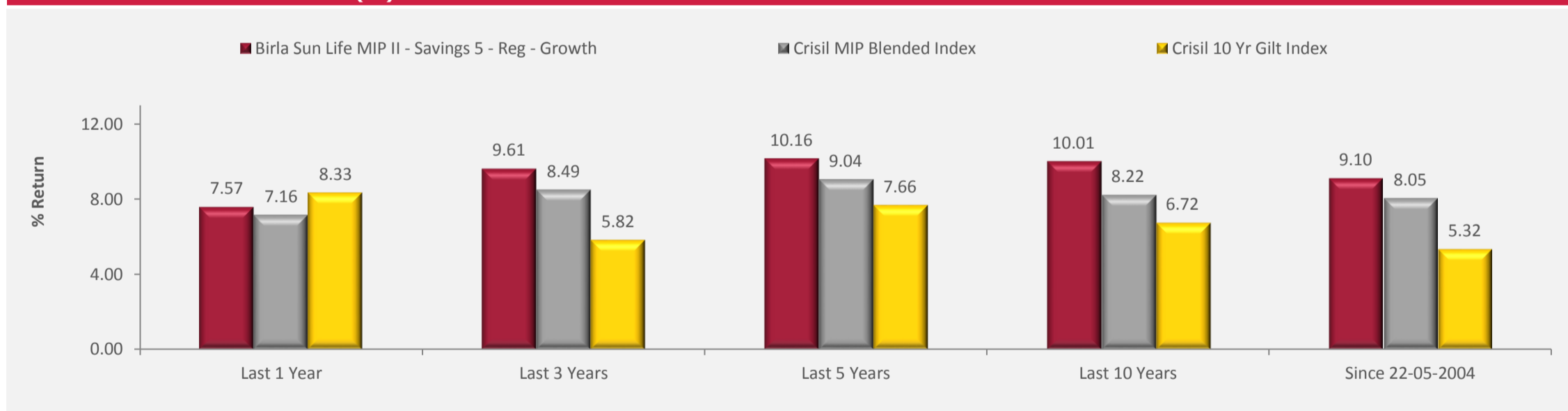
|  | 2007  | 2008  | 2009  | 2010 | 2011 | 2012  | 2013 | 2014  | 2015 | 2016(YTD) |
|--|-------|-------|-------|------|------|-------|------|-------|------|-----------|
| Birla Sun Life MIP II - Savings 5 - Reg - Growth | 8.81  | 28.46 | 1.57  | 6.01 | 7.11 | 11.27 | 5.99 | 18.80 | 6.16 | 9.15      |
| Crisil MIP Blended Index                         | 13.48 | -2.31 | 12.99 | 7.00 | 1.74 | 12.07 | 4.41 | 16.83 | 6.79 | 9.37      |
| Category Average                                 | 13.95 | -2.49 | 15.24 | 6.85 | 1.67 | 13.14 | 5.07 | 17.15 | 5.27 | 6.96      |

## Investment Performance - Regular Plan - Growth

| Date of Inception:<br>May 22, 2004         | NAV Per Unit. *<br>(Rs.) | Birla Sun Life MIP II -<br>Savings 5<br>(%) | Crisil MIP Blended<br>Index#<br>(%) | Crisil 10 Yr Gilt Index##<br>(%) | NAV as on May 31, 2016: Rs.28.67                 |                                       |                                       |
|--|--------------------------|---|-------------------------------------|----------------------------------|--|---------------------------------------|---------------------------------------|
|  |                          |   |                                     |                                  | Birla Sun Life<br>MIP II -<br>Savings 5<br>(Rs.) | Crisil MIP Blended<br>Index#<br>(Rs.) | Crisil 10 Yr Gilt<br>Index##<br>(Rs.) |
| Since inception till<br>May 31, 2016(CAGR) | 10.0000                  | 9.10  | 8.05                                | 5.32                             | 28,519   | 25,386                                | 18,658                                |
| May 29, 2015 to<br>May 31, 2016 (Absolute) | 26.6300                  | 7.64  | 7.21                                | 8.38                             | 10,764   | 10,721                                | 10,838                                |
| May 30, 2014 to<br>May 29, 2015 (Absolute) | 23.3300                  | 14.17                                       | 12.98                               | 12.71                            | 11,417   | 11,298                                | 11,271                                |
| May 31, 2013 to<br>May 30, 2014 (Absolute) | 21.7600                  | 7.18  | 5.43                                | -2.98                            | 10,718   | 10,543                                | 9,702                                 |

# Scheme Benchmark, ## Additional Benchmark, \* As on start of period considered above. Past performance may or may not be sustained in future. Returns for dividend option would assume reinvestment of dividends declared, net of dividend distribution tax, if any, at the then prevailing NAV. Load and Taxes are not considered for computation of returns. Fund Manager: Satyabrata Mohanty, Pranay Sinha and Vineet Maloo. For list of schemes managed by Satyabrata Mohanty, Pranay Sinha and Vineet Maloo, please refer to page 5

## Scheme vs Benchmark Performance (%)



22 May 2004

Private & confidential. For internal circulation only  
Mutual Fund investments are subject to market risks, read all scheme related documents carefully.

# Birla Sun Life MIP II - Savings 5

An Open ended Income Scheme

May 2016

  
Birla Sun Life  
Mutual Fund

**20** YEARS  
OF  
**WEALTH**  
CREATION  
1994 - 2014

| Dividend History                  |                   |                  |                 |
|-----------------------------------|-------------------|------------------|-----------------|
| Record Date                       | Cum. Dividend NAV | Individual (RPU) | Corporate (RPU) |
| <b>Regular - Monthly Dividend</b> |                   |                  |                 |
| 27-May-16                         | 12.8412           | 0.0496           | 0.046           |
| 29-Apr-16                         | 12.8687           | 0.056            | 0.0519          |

| Record Date                      | Cum. Dividend NAV | Individual (RPU) | Corporate (RPU) |
|----------------------------------|-------------------|------------------|-----------------|
| <b>Direct - Monthly Dividend</b> |                   |                  |                 |
| 27-May-16                        | 13.4675           | 0.052            | 0.0482          |
| 29-Apr-16                        | 13.4922           | 0.0587           | 0.0544          |

Last 2 dividends declared for dividend option

Note: Dividends mentioned above were on a face value of Rs. 10/unit. The NAV of the scheme, pursuant to payout of dividend would fall to the extent of the payout and statutory levy, if applicable. Declaration of dividend is at the discretion of the trustees. Above statistics on dividend history are in Rs./ Unit.

| Scheme Details               |   |
|------------------------------|---|
| Scheme Name                  | Birla Sun Life MIP II - Savings 5 - Reg - Growth  |
| Inception Date               | 22-May-04   |
| Fund Manager                 | Satyabrata Mohanty,Pranay Sinha, Vineet Maloo   |
| Managing Fund Since          | 18-Jun-09,26-Aug-15   |
| QAAUM (Rs. Cr) (31/03/2016)  | 244.26  |
| Minimum Investment (Rs.)     | 5,000   |
| Minimum SIP Investment (Rs.) | 1,000   |
| Benchmark Index              | Crisil MIP Blended Index  |
| Entry Load                   | NIL   |
| Exit Load                    | For redemption/switch out of units within 540 days from the date of allotment: 1.00% of the applicable NAV. For redemption/ switch out of units after 540 days from the date of allotment: Nil. |

| NAV Details as on May 31, 2016                           |          |
|--|----------|
| Scheme Name  | In (Rs.) |
| <b>Regular Plan</b>                                      |          |
| Birla Sun Life MIP II - Savings 5 - Reg - Growth         | 28.67    |
| Birla Sun Life MIP II - Savings 5 - Reg - Mthly Dividend | 12.78    |
| Birla Sun Life MIP II - Savings 5 - Reg - Mthly Payment  | 28.6700  |
| <b>Direct Plan*</b>                                      |          |
| Birla Sun Life MIP II - Savings 5 - Dir - Growth         | 29.07    |
| Birla Sun Life MIP II - Savings 5 - Dir - Mthly Dividend | 13.41    |
| Birla Sun Life MIP II - Savings 5 - Dir - Mthly Payment  | 29.07    |

\* 'Direct Plan' is only for investors who purchase /subscribe Units in a Scheme directly with the Mutual Fund and is not available for investors who route their investments through a Distributor

## About Fund Manager



### Satyabrata Mohanty

Mr. Satyabrata Mohanty is a B.Com (H) and Chartered Accountant. He has been associated with Birla Sun life AMC since 2001.



### Pranay Sinha

Mr. Sinha has done B.Tech in Aerospace Engg. from IIT Kharagpur and PGDM with Major in Finance from IIM Calcutta. Prior to joining BSLAMC, he has worked with BNP Paribas Bank (October 2010 - August,2014) , Morgan Stanley Investment Management Pvt. Ltd. (March 2008 - October 2010) and ICICI Prudential Asset Management Co. Ltd. ( October 2005 - March 2008).



### Vineet Maloo


Mr. Maloo is a Chartered Accountant. Prior to joining Birla Sun Life AMC he has worked with Hindalco

**Private & confidential. For internal circulation only**  
**Mutual Fund investments are subject to market risks, read all scheme related documents carefully.**

# Birla Sun Life MIP II - Savings 5

An Open ended Income Scheme

May 2016



## Performance details of the schemes managed by Satyabrata Mohanty

### Top 3 Schemes

| Date of Inception:<br>December 14,2013  | Birla Sun Life Banking and Financial Services Fund |            |   | Nifty Financial Services* |   | NIFTY 50** |   |
|---|--|------------|---|---------------------------|---|------------|---|
|   | NAV Per Unit * (Rs.)                               | Return (%) | Value of Standard Investment of Rs. 10000 | Return (%)                | Value of Standard Investment of Rs. 10000 | Return (%) | Value of Standard Investment of Rs. 10000 |
| Since inception till May 31,2016 (CAGR) | 10.0000  | 27.50      | 18,192                                    | 18.60                     | 15,222                                    | 12.02      | 13,226                                    |
| May 29, 2015 - May 31, 2016(Absolute)   | 16.7400  | 8.66       | 10,866                                    | -4.55                     | 9,545                                     | -3.24      | 9,676                                     |
| May 30, 2014 - May 29, 2015(Absolute)   | 13.3500  | 25.39      | 12,539                                    | 26.66                     | 12,666                                    | 16.65      | 11,665                                    |

| Date of Inception:<br>May 22,2004       | Birla Sun Life MIP II - Savings 5 |            |   | Crisil MIP Blended Index# |   | Crisil 10 Yr Gilt Index** |   |
|---|-----------------------------------|------------|---|---------------------------|---|---------------------------|---|
|   | NAV Per Unit * (Rs.)              | Return (%) | Value of Standard Investment of Rs. 10000 | Return (%)                | Value of Standard Investment of Rs. 10000 | Return (%)                | Value of Standard Investment of Rs. 10000 |
| Since inception till May 31,2016 (CAGR) | 10.0000                           | 9.10       | 28,519                                    | 8.05                      | 25,386                                    | 5.32                      | 18,658                                    |
| May 29, 2015 - May 31, 2016(Absolute)   | 26.6329                           | 7.64       | 10,764                                    | 7.21                      | 10,721                                    | 8.38                      | 10,838                                    |
| May 30, 2014 - May 29, 2015(Absolute)   | 23.3268                           | 14.17      | 11,417                                    | 12.98                     | 11,298                                    | 12.71                     | 11,271                                    |
| May 31, 2013 - May 30, 2014(Absolute)   | 21.7645                           | 7.18       | 10718                                     | 5.43                      | 10543                                     | -2.98                     | 9,702                                     |

| Date of Inception:<br>May 22,2004       | Birla Sun Life MIP II - Wealth 25 |            |   | Crisil MIP Blended Index# |   | Crisil 10 Yr Gilt Index** |   |
|---|-----------------------------------|------------|---|---------------------------|---|---------------------------|---|
|   | NAV Per Unit * (Rs.)              | Return (%) | Value of Standard Investment of Rs. 10000 | Return (%)                | Value of Standard Investment of Rs. 10000 | Return (%)                | Value of Standard Investment of Rs. 10000 |
| Since inception till May 31,2016 (CAGR) | 10.0000                           | 9.85       | 30,970                                    | 8.05                      | 25,386                                    | 5.32                      | 18,658                                    |
| May 29, 2015 - May 31, 2016(Absolute)   | 29.4877                           | 5.07       | 10,507                                    | 7.21                      | 10,721                                    | 8.38                      | 10,838                                    |
| May 30, 2014 - May 29, 2015(Absolute)   | 24.2192                           | 21.75      | 12,175                                    | 12.98                     | 11,298                                    | 12.71                     | 11,271                                    |
| May 31, 2013 - May 30, 2014(Absolute)   | 21.2840                           | 13.79      | 11379                                     | 5.43                      | 10543                                     | -2.98                     | 9,702                                     |

### Bottom 3 Schemes

| Date of Inception:<br>February 24,1995  | Birla Sun Life Advantage Fund |            |   | S&P BSE 200* |   | NIFTY 50** |   |
|---|-------------------------------|------------|---|--------------|---|------------|---|
|   | NAV Per Unit * (Rs.)          | Return (%) | Value of Standard Investment of Rs. 10000 | Return (%)   | Value of Standard Investment of Rs. 10000 | Return (%) | Value of Standard Investment of Rs. 10000 |
| Since inception till May 31,2016 (CAGR) | 10.0000                       | 18.37      | 361,861                                   | 10.89        | 90,216                                    | 10.26      | 79,916                                    |
| May 29, 2015 - May 31, 2016(Absolute)   | 299.8500                      | 0.10       | 10,010                                    | -2.55        | 9,745                                     | -3.24      | 9,676                                     |
| May 30, 2014 - May 29, 2015(Absolute)   | 216.9600                      | 38.21      | 13,821                                    | 19.70        | 11,970                                    | 16.65      | 11,665                                    |
| May 31, 2013 - May 30, 2014(Absolute)   | 152.8300                      | 41.96      | 14196                                     | 22.50        | 12250                                     | 20.78      | 12,078                                    |

| Date of Inception:<br>June 25,2010      | Birla Sun Life India Reforms Fund |            |   | Nifty 500* |   | NIFTY 50** |   |
|---|-----------------------------------|------------|---|------------|---|------------|---|
|   | NAV Per Unit * (Rs.)              | Return (%) | Value of Standard Investment of Rs. 10000 | Return (%) | Value of Standard Investment of Rs. 10000 | Return (%) | Value of Standard Investment of Rs. 10000 |
| Since inception till May 31,2016 (CAGR) | 10.0000                           | 5.68       | 13,882                                    | 7.76       | 15,585                                    | 7.65       | 15,491                                    |
| May 29, 2015 - May 31, 2016(Absolute)   | 14.1500                           | -1.91      | 9,809                                     | -2.24      | 9,776                                     | -3.24      | 9,676                                     |
| May 30, 2014 - May 29, 2015(Absolute)   | 11.6900                           | 21.04      | 12,104                                    | 19.94      | 11,994                                    | 16.65      | 11,665                                    |
| May 31, 2013 - May 30, 2014(Absolute)   | 8.6500                            | 35.14      | 13514                                     | 23.95      | 12395                                     | 20.78      | 12,078                                    |

| Date of Inception:<br>February 26,2003  | Birla Sun Life Dividend Yield Plus |            |   | Nifty 500* |   | NIFTY 50** |   |
|---|------------------------------------|------------|---|------------|---|------------|---|
|   | NAV Per Unit * (Rs.)               | Return (%) | Value of Standard Investment of Rs. 10000 | Return (%) | Value of Standard Investment of Rs. 10000 | Return (%) | Value of Standard Investment of Rs. 10000 |
| Since inception till May 31,2016 (CAGR) | 10.0000                            | 21.37      | 130,626                                   | 18.05      | 90,408                                    | 16.71      | 77,700                                    |
| May 29, 2015 - May 31, 2016(Absolute)   | 140.5300                           | -7.09      | 9,291                                     | -2.24      | 9,776                                     | -3.24      | 9,676                                     |
| May 30, 2014 - May 29, 2015(Absolute)   | 112.1700                           | 25.28      | 12,528                                    | 19.94      | 11,994                                    | 16.65      | 11,665                                    |
| May 31, 2013 - May 30, 2014(Absolute)   | 87.9000                            | 27.61      | 12761                                     | 23.95      | 12395                                     | 20.78      | 12,078                                    |

# Scheme Benchmark, ## Additional Benchmark, \* As on start of period considered above.

Past performance may or may not be sustained in future. Above performance if for Regular Growth option. Performance of Regular dividend option under the schemes for the investors would be net of distribution tax, if any. Load and Taxes are not considered for computation of returns. Mutual Fund investments are subject to market risks, read all scheme related documents carefully.

**Private & confidential. For internal circulation only**  
**Mutual Fund investments are subject to market risks, read all scheme related documents carefully.**

# Birla Sun Life MIP II - Savings 5

An Open ended Income Scheme

May 2016

  
Birla Sun Life  
Mutual Fund



## Performance details of the schemes managed by Pranay Sinha

### Top 3 Schemes

| Date of Inception:<br>May 22,2004       | Birla Sun Life MIP II - Savings 5 |            |   | Crisil MIP Blended Index <sup>#</sup> |   | Crisil 10 Yr Gilt Index <sup>##</sup> |   |
|---|-----------------------------------|------------|---|---------------------------------------|---|---------------------------------------|---|
|   | NAV Per Unit * (Rs.)              | Return (%) | Value of Standard Investment of Rs. 10000 | Return (%)                            | Value of Standard Investment of Rs. 10000 | Return (%)                            | Value of Standard Investment of Rs. 10000 |
| Since inception till May 31,2016 (CAGR) | 10.0000                           | 9.10       | 28,519                                    | 8.05                                  | 25,386                                    | 5.32                                  | 18,658                                    |
| May 29, 2015 - May 31, 2016(Absolute)   | 26.6329                           | 7.64       | 10,764                                    | 7.21                                  | 10,721                                    | 8.38                                  | 10,838                                    |
| May 30, 2014 - May 29, 2015(Absolute)   | 23.3268                           | 14.17      | 11,417                                    | 12.98                                 | 11,298                                    | 12.71                                 | 11,271                                    |
| May 31, 2013 - May 30, 2014(Absolute)   | 21.7645                           | 7.18       | 10718                                     | 5.43                                  | 10543                                     | -2.98                                 | 9,702                                     |

| Date of Inception:<br>July 14,1999      | Birla Sun Life Monthly Income |            |   | Crisil MIP Blended Index <sup>#</sup> |   | Crisil 10 Yr Gilt Index <sup>##</sup> |   |
|---|-------------------------------|------------|---|---------------------------------------|---|---------------------------------------|---|
|   | NAV Per Unit * (Rs.)          | Return (%) | Value of Standard Investment of Rs. 10000 | Return (%)                            | Value of Standard Investment of Rs. 10000 | Return (%)                            | Value of Standard Investment of Rs. 10000 |
| Since inception till May 31,2016 (CAGR) | 10.0000                       | 10.84      | 56,894                                    | NA                                    | NA  | NA                                    | NA  |
| May 29, 2015 - May 31, 2016(Absolute)   | 53.4596                       | 6.35       | 10,635                                    | 7.21                                  | 10,721                                    | 8.38                                  | 10,838                                    |
| May 30, 2014 - May 29, 2015(Absolute)   | 46.5177                       | 14.92      | 11,492                                    | 12.98                                 | 11,298                                    | 12.71                                 | 11,271                                    |
| May 31, 2013 - May 30, 2014(Absolute)   | 43.3786                       | 7.24       | 10724                                     | 5.43                                  | 10543                                     | -2.98                                 | 9,702                                     |

| Date of Inception:<br>November 20,2000  | Birla Sun Life MIP   |            |   | Crisil MIP Blended Index <sup>#</sup> |   | Crisil 10 Yr Gilt Index <sup>##</sup> |   |
|---|----------------------|------------|---|---------------------------------------|---|---------------------------------------|---|
|   | NAV Per Unit * (Rs.) | Return (%) | Value of Standard Investment of Rs. 10000 | Return (%)                            | Value of Standard Investment of Rs. 10000 | Return (%)                            | Value of Standard Investment of Rs. 10000 |
| Since inception till May 31,2016 (CAGR) | 10.0000              | 9.35       | 40,098                                    | NA                                    | NA  | NA                                    | NA  |
| May 29, 2015 - May 31, 2016(Absolute)   | 37.9062              | 5.79       | 10,579                                    | 7.21                                  | 10,721                                    | 8.38                                  | 10,838                                    |
| May 30, 2014 - May 29, 2015(Absolute)   | 33.9575              | 11.63      | 11,163                                    | 12.98                                 | 11,298                                    | 12.71                                 | 11,271                                    |
| May 31, 2013 - May 30, 2014(Absolute)   | 31.4504              | 7.97       | 10797                                     | 5.43                                  | 10543                                     | -2.98                                 | 9,702                                     |

### Bottom 3 Schemes

| Date of Inception:<br>May 22,2004       | Birla Sun Life MIP II - Wealth 25 |            |   | Crisil MIP Blended Index <sup>#</sup> |   | Crisil 10 Yr Gilt Index <sup>##</sup> |   |
|---|-----------------------------------|------------|---|---------------------------------------|---|---------------------------------------|---|
|   | NAV Per Unit * (Rs.)              | Return (%) | Value of Standard Investment of Rs. 10000 | Return (%)                            | Value of Standard Investment of Rs. 10000 | Return (%)                            | Value of Standard Investment of Rs. 10000 |
| Since inception till May 31,2016 (CAGR) | 10.0000                           | 9.85       | 30,970                                    | 8.05                                  | 25,386                                    | 5.32                                  | 18,658                                    |
| May 29, 2015 - May 31, 2016(Absolute)   | 29.4877                           | 5.07       | 10,507                                    | 7.21                                  | 10,721                                    | 8.38                                  | 10,838                                    |
| May 30, 2014 - May 29, 2015(Absolute)   | 24.2192                           | 21.75      | 12,175                                    | 12.98                                 | 11,298                                    | 12.71                                 | 11,271                                    |
| May 31, 2013 - May 30, 2014(Absolute)   | 21.2840                           | 13.79      | 11379                                     | 5.43                                  | 10543                                     | -2.98                                 | 9,702                                     |

| Date of Inception:<br>February 10,1995  | Birla Sun Life Balanced 95 |            |   | CRISIL Balanced Fund - Aggressive Index <sup>#</sup> |   | NIFTY 50 <sup>##</sup> |   |
|---|----------------------------|------------|---|--|---|------------------------|---|
|   | NAV Per Unit * (Rs.)       | Return (%) | Value of Standard Investment of Rs. 10000 | Return (%)   | Value of Standard Investment of Rs. 10000 | Return (%)             | Value of Standard Investment of Rs. 10000 |
| Since inception till May 31,2016 (CAGR) | 10.0000                    | 21.02      | 583,892                                   | NA   | NA  | 10.16                  | 78,679                                    |
| May 29, 2015 - May 31, 2016(Absolute)   | 560.7400                   | 4.07       | 10,407                                    | 1.17   | 10,117                                    | -3.24                  | 9,676                                     |
| May 30, 2014 - May 29, 2015(Absolute)   | 436.6700                   | 28.41      | 12,841                                    | 15.31  | 11,531                                    | 16.65                  | 11,665                                    |
| May 31, 2013 - May 30, 2014(Absolute)   | 346.9700                   | 25.85      | 12585                                     | 14.48  | 11448                                     | 20.78                  | 12,078                                    |

| Date of Inception:<br>November 28,2015  | Birla Sun Life Equity Savings Fund |            |   | Composite Index <sup>#§</sup> |   | NIFTY 50 <sup>##</sup> |   |
|---|------------------------------------|------------|---|-------------------------------|---|------------------------|---|
|   | NAV Per Unit * (Rs.)               | Return (%) | Value of Standard Investment of Rs. 10000 | Return (%)                    | Value of Standard Investment of Rs. 10000 | Return (%)             | Value of Standard Investment of Rs. 10000 |
| Since inception till May 31,2016 (CAGR) | 10.0000                            | 4.85       | 10,234                                    | 3.45                          | 10,173                                    | 2.74                   | 10,138                                    |
| May 29, 2015 - May 31, 2016(Absolute)   | 10.4600                            | 2.68       | 10,268                                    | 4.08                          | 10,408                                    | -3.24                  | 9,676                                     |
| May 30, 2014 - May 29, 2015(Absolute)   | NA                                 | NA         | NA  | NA                            | NA  | NA                     | NA  |
| May 31, 2013 - May 30, 2014(Absolute)   | NA                                 | NA         | NA  | NA                            | NA  | NA                     | NA  |

§ - 30% S&P BSE 200+ 30 Crisil Short Term Bond + 40% Crisil Liquid Fund

# Scheme Benchmark, ## Additional Benchmark, \* As on start of period considered above.

Past performance may or may not be sustained in future. Above performance if for Regular Growth option. Performance of Regular dividend option under the schemes for the investors would be net of distribution tax, if any. Load and Taxes are not considered for computation of returns. Mutual Fund investments are subject to market risks, read all scheme related documents carefully.

**Private & confidential. For internal circulation only**  
**Mutual Fund investments are subject to market risks, read all scheme related documents carefully.**

#### Performance details of the schemes managed by Vineet Maloo

##### Top 3 Schemes

| Date of Inception:<br>May 22,2004       | Birla Sun Life MIP II - Savings 5 |            |   | Crisil MIP Blended Index <sup>#</sup> |   | Crisil 10 Yr Gilt Index <sup>##</sup> |   |
|---|-----------------------------------|------------|---|---------------------------------------|---|---------------------------------------|---|
|   | NAV Per Unit * (Rs.)              | Return (%) | Value of Standard Investment of Rs. 10000 | Return (%)                            | Value of Standard Investment of Rs. 10000 | Return (%)                            | Value of Standard Investment of Rs. 10000 |
| Since inception till May 31,2016 (CAGR) | 10.0000                           | 9.10       | 28,519                                    | 8.05                                  | 25,386                                    | 5.32                                  | 18,658                                    |
| May 29, 2015 - May 31, 2016(Absolute)   | 26.6329                           | 7.64       | 10,764                                    | 7.21                                  | 10,721                                    | 8.38                                  | 10,838                                    |
| May 30, 2014 - May 29, 2015(Absolute)   | 23.3268                           | 14.17      | 11,417                                    | 12.98                                 | 11,298                                    | 12.71                                 | 11,271                                    |
| May 31, 2013 - May 30, 2014(Absolute)   | 21.7645                           | 7.18       | 10718                                     | 5.43                                  | 10543                                     | -2.98                                 | 9,702                                     |

| Date of Inception:<br>July 14,1999      | Birla Sun Life Monthly Income |            |   | Crisil MIP Blended Index <sup>#</sup> |   | Crisil 10 Yr Gilt Index <sup>##</sup> |   |
|---|-------------------------------|------------|---|---------------------------------------|---|---------------------------------------|---|
|   | NAV Per Unit * (Rs.)          | Return (%) | Value of Standard Investment of Rs. 10000 | Return (%)                            | Value of Standard Investment of Rs. 10000 | Return (%)                            | Value of Standard Investment of Rs. 10000 |
| Since inception till May 31,2016 (CAGR) | 10.0000                       | 10.84      | 56,894                                    | NA                                    | NA  | NA                                    | NA  |
| May 29, 2015 - May 31, 2016(Absolute)   | 53.4596                       | 6.35       | 10,635                                    | 7.21                                  | 10,721                                    | 8.38                                  | 10,838                                    |
| May 30, 2014 - May 29, 2015(Absolute)   | 46.5177                       | 14.92      | 11,492                                    | 12.98                                 | 11,298                                    | 12.71                                 | 11,271                                    |
| May 31, 2013 - May 30, 2014(Absolute)   | 43.3786                       | 7.24       | 10,724                                    | 5.43                                  | 10,543                                    | -2.98                                 | 9,702                                     |

| Date of Inception:<br>April 25,2000     | Birla Sun Life Dynamic Asset Allocation Fund |            |   | CRISIL Balanced Fund - Aggressive Index <sup>#</sup> |   | NIFTY 50 <sup>##</sup> |   |
|---|--|------------|---|--|---|------------------------|---|
|   | NAV Per Unit * (Rs.)                         | Return (%) | Value of Standard Investment of Rs. 10000 | Return (%)   | Value of Standard Investment of Rs. 10000 | Return (%)             | Value of Standard Investment of Rs. 10000 |
| Since inception till May 31,2016 (CAGR) | 10.0000                                      | 8.85       | 39,200                                    | NA   | NA  | 11.77                  | 60,048                                    |
| May 29, 2015 - May 31, 2016(Absolute)   | 36.89  | 6.21       | 10,621                                    | 1.17   | 10,117                                    | -3.24                  | 9,676                                     |
| May 30, 2014 - May 29, 2015(Absolute)   | 32.73  | 12.71      | 11,271                                    | 15.31  | 11,531                                    | 16.65                  | 11,665                                    |
| May 31, 2013 - May 30, 2014(Absolute)   | 27.78  | 17.82      | 11,782                                    | 14.48  | 11,448                                    | 20.78                  | 12,078                                    |

##### Bottom 3 Schemes

| Date of Inception:<br>March 17,2006     | Birla Sun Life Infrastructure Fund |            |   | Nifty 50 <sup>#</sup> |   | S&P BSE Sensex <sup>##</sup> |   |
|---|------------------------------------|------------|---|-----------------------|---|------------------------------|---|
|   | NAV Per Unit * (Rs.)               | Return (%) | Value of Standard Investment of Rs. 10000 | Return (%)            | Value of Standard Investment of Rs. 10000 | Return (%)                   | Value of Standard Investment of Rs. 10000 |
| Since inception till May 31,2016 (CAGR) | 10.0000                            | 9.34       | 24,893                                    | 9.48                  | 25,220                                    | 9.19                         | 24,546                                    |
| May 29, 2015 - May 31, 2016(Absolute)   | 26.6                               | -6.43      | 9,357                                     | -3.24                 | 9,676                                     | -4.17                        | 9,583                                     |
| May 30, 2014 - May 29, 2015(Absolute)   | 21.23                              | 25.29      | 12,529                                    | 16.65                 | 11,665                                    | 14.91                        | 11,491                                    |
| May 31, 2013 - May 30, 2014(Absolute)   | 14.44                              | 47.02      | 14,702                                    | 20.78                 | 12,078                                    | 22.56                        | 12,256                                    |

| Date of Inception:<br>February 26,2003  | Birla Sun Life Dividend Yield Plus |            |   | Nifty 500 <sup>#</sup> |   | NIFTY 50 <sup>##</sup> |   |
|---|------------------------------------|------------|---|------------------------|---|------------------------|---|
|   | NAV Per Unit * (Rs.)               | Return (%) | Value of Standard Investment of Rs. 10000 | Return (%)             | Value of Standard Investment of Rs. 10000 | Return (%)             | Value of Standard Investment of Rs. 10000 |
| Since inception till May 31,2016 (CAGR) | 10.0000                            | 21.37      | 130,626                                   | 18.05                  | 90,408                                    | 16.71                  | 77,700                                    |
| May 29, 2015 - May 31, 2016(Absolute)   | 140.53                             | -7.09      | 9,291                                     | -2.24                  | 9,776                                     | -3.24                  | 9,676                                     |
| May 30, 2014 - May 29, 2015(Absolute)   | 112.17                             | 25.28      | 12,528                                    | 19.94                  | 11,994                                    | 16.65                  | 11,665                                    |
| May 31, 2013 - May 30, 2014(Absolute)   | 87.9                               | 27.61      | 12,761                                    | 23.95                  | 12,395                                    | 20.78                  | 12,078                                    |

| Date of Inception:<br>October 31,2007   | Birla Sun Life International Equity Fund - Plan A |            |   | S&P Global 1200 <sup>#</sup> |   | NIFTY 50 <sup>##</sup> |   |
|---|---|------------|---|------------------------------|---|------------------------|---|
|   | NAV Per Unit * (Rs.)                              | Return (%) | Value of Standard Investment of Rs. 10000 | Return (%)                   | Value of Standard Investment of Rs. 10000 | Return (%)             | Value of Standard Investment of Rs. 10000 |
| Since inception till May 31,2016 (CAGR) | 10.0000   | 5.48       | 15,813                                    | 6.23                         | 16,805                                    | 3.85                   | 13,833                                    |
| May 29, 2015 - May 31, 2016(Absolute)   | 17.4252   | -9.29      | 9,071                                     | -1.14                        | 9,886                                     | -3.24                  | 9,676                                     |
| May 30, 2014 - May 29, 2015(Absolute)   | 15.3943   | 13.19      | 11,319                                    | 11.30                        | 11,130                                    | 16.65                  | 11,665                                    |
| May 31, 2013 - May 30, 2014(Absolute)   | 13.4512   | 14.45      | 11,445                                    | 21.25                        | 12,125                                    | 20.78                  | 12,078                                    |

# Scheme Benchmark, ## Additional Benchmark, \* As on start of period considered above.

Past performance may or may not be sustained in future. Above performance if for Regular Growth option. Performance of Regular dividend option under the schemes for the investors would be net of distribution tax, if any. Load and Taxes are not considered for computation of returns. Mutual Fund investments are subject to market risks, read all scheme related documents carefully.

# Birla Sun Life MIP II - Savings 5

An Open ended Income Scheme

May 2016

  
Birla Sun Life  
Mutual Fund



## Schemes managed by Fund Managers

### Schemes managed by Satyabrata Mohanty

Birla Sun Life Advantage Fund      Birla Sun Life India Reforms Fund

### Schemes co-managed by Satyabrata Mohanty

Birla Sun Life Dividend Yield Plus      Birla Sun Life MIP II - Savings 5      Birla Sun Life MIP II - Wealth 25  
Birla Sun Life Banking and Financial Services Fund      Birla Sun Life Equity Savings Fund

### Schemes managed by Pranay Sinha

### Schemes co-managed by Pranay Sinha

Birla Sun Life Balanced 95      Birla Sun Life MIP      Birla Sun Life MIP II - Savings 5  
Birla Sun Life MIP II - Wealth 25      Birla Sun Life Monthly Income      Birla Sun Life Equity Savings Fund

### Schemes managed by Vineet Maloo

Birla Sun Life International Equity Fund - Plan A      Birla Sun Life International Equity Fund - Plan B

### Schemes co-managed by Vineet Maloo

Birla Sun Life MIP      Birla Sun Life Dividend Yield Plus      Birla Sun Life MIP II - Savings 5  
Birla Sun Life MIP II - Wealth 25      Birla Sun Life Infrastructure Fund      Birla Sun Life Dynamic Asset Allocation Fund  
Birla Sun Life Monthly Income

## Disclaimer

This document is strictly confidential and meant for private circulation only and should not at any point of time be construed to be an invitation to the public for subscribing to the units of Birla Sun Life Mutual Fund. Please note that this is not an advertisement. The document is solely for the information and understanding of intended recipients only. If you are not the intended recipient, you are hereby notified that any use, distribution, reproduction or any action taken or omitted to be taken in reliance upon the same is prohibited and may be unlawful. Views expressed herein should not be construed as investment advice to any party and are not necessarily those of Birla Sun Life Asset Management Company Ltd.(BSLAMC) or any of their officers, employees, personnel, directors and BSLAMC and its officers, employees, personnel, directors do not accept responsibility for the editorial content. Wherever possible, all the figures and data given are dated, and the same may or may not be relevant at a future date. Further, the opinions expressed and facts referred to in this document are subject to change without notice and BSLAMC is under no obligation to update the same. While utmost care has been exercised, BSLAMC or any of its officers, employees, personnel, directors make no representation or warranty, express or implied, as to the accuracy, completeness or reliability of the content and hereby disclaim any liability with regard to the same. Recipients of this material should exercise due care and read all scheme related documents (including if necessary, obtaining the advice of tax/legal/accounting/ financial/other professional(s) prior to taking of any decision, acting or omitting to act. Further, the recipient shall not copy/circulate/reproduce/quote contents of this document, in part or in whole, or in any other manner whatsoever without prior and explicit approval of BSLAMC.

Mutual Fund: Birla Sun Life Mutual Fund

Asset Management Company/ Investment Manager: Birla Sun Life Asset Management Company Limited

Registered Office: One India Bulls Centre, Tower - 1, 17th Floor Jupiter Mill Compound, 841, S. B. Marg, Elphinstone Road, Mumbai - 400013.

**Private & confidential. For internal circulation only**

**Mutual Fund investments are subject to market risks, read all scheme related documents carefully.**