

Scheme Description

About the Fund

The scheme invests in a mix of equity, debt and money market instruments with the intention to generate regular income along with capital appreciation for its investors.

It provides dual benefits to its investors through the growth potential of equity allocation along with regular income generation potential of debt allocation.

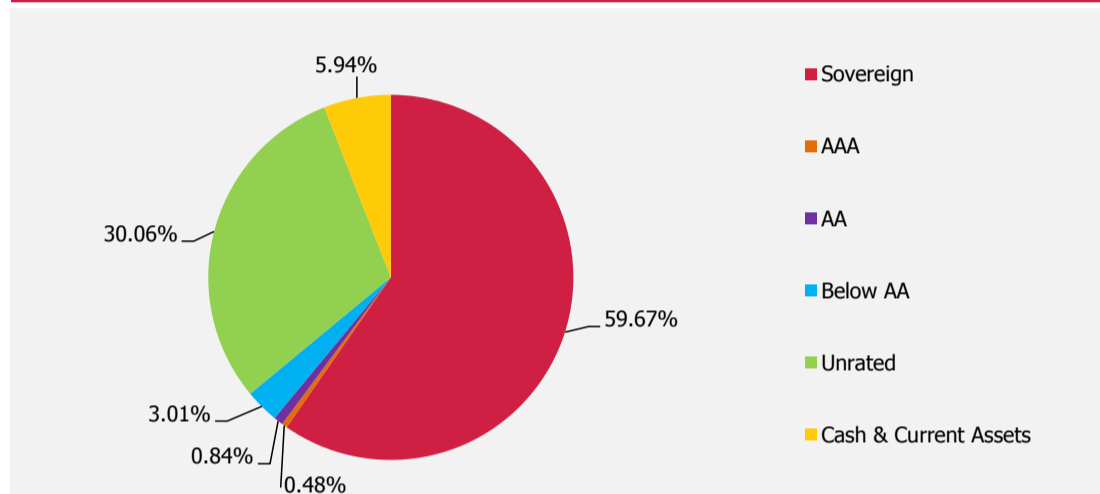
Investment Objective

The primary objective of the scheme is to generate regular income so as to make monthly payments or distribution to unitholders, with the secondary objective being growth of capital. (Monthly income is not assured and is subject to availability of distributable surplus.

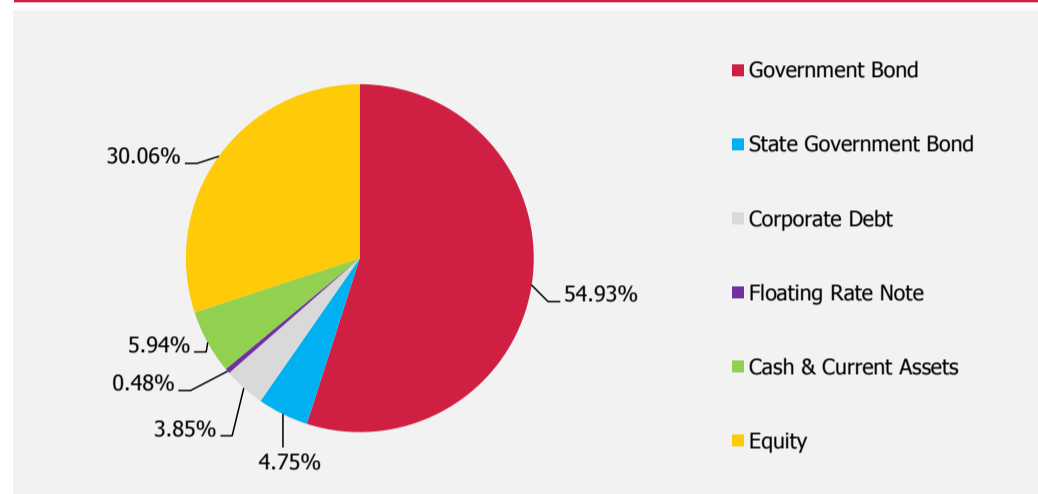
Why Birla Sun Life MIP II - Wealth 25?

It is suitable for investors with an investment horizon of 2-3 years and who intend to invest in a portfolio which has the potential to deliver better returns compared to a pure fixed income scheme through marginal allocation to equity.

Rating Profile



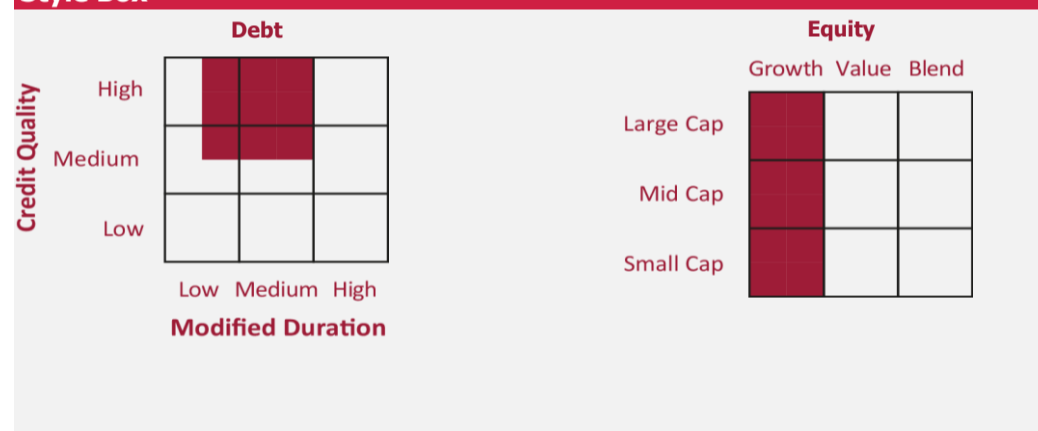
Instrument Wise Composition



Top Ten Portfolio Holdings

Debt	Rating	% of Net Assets
Government of India	SOV	54.93%
State Government Securities	SOV	4.75%
Yes Bank Limited	ICRA AA+	2.95%
Bharat Aluminium Co Ltd.	CRISIL A	2.28%
Eicher Motors Limited		1.94%
Hindustan Petroleum Corporation Limited		1.69%
RepcO Home Finance Limited		1.66%
Natco Pharma Limited		1.64%
Bajaj Finance Limited		1.13%
Berger Paints (I) Limited		0.98%

Style Box



Portfolio Characteristics

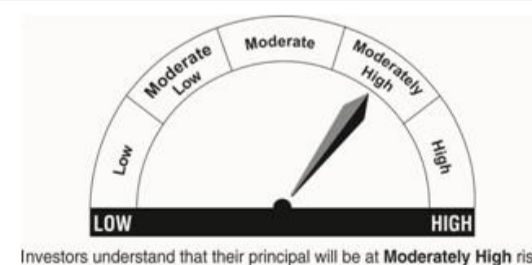
Total Number of Debt Securities	16	Yield to Maturity	7.96%
Total Number of Equity Securities	51	Standard Deviation	6.96%
Modified Duration	7.34 Years		

Standard Deviation is calculated on Annualised basis using 3 years history of monthly returns.

Birla Sun Life MIP II – Wealth 25 Plan (An Open ended Income Scheme. Monthly Income is not assured and is subject to availability of distributable surplus)

This product is suitable for Investor who are seeking:

- Regular income with capital growth over medium to long term
- Investments in debt and money market instruments as well as equity and equity related securities [20-30%]
- Riskometer-Moderately High



Birla Sun Life MIP II - Wealth 25

An Open Ended Income Scheme

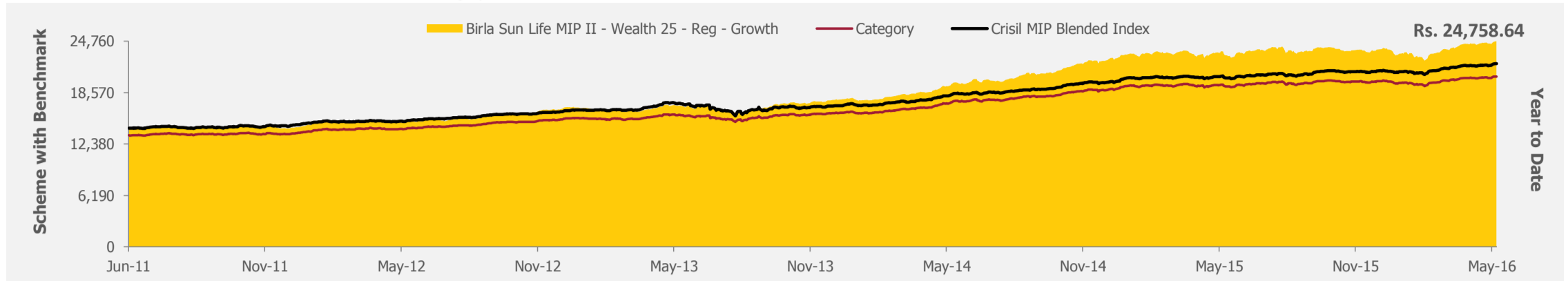
May 2016



Past performance may or may not be sustained in future. Below performance data is as on 31 May 2016, provided for Regular Plan - Growth Option, unless otherwise stated

Yearly and Cumulative Performance last 10 years

Growth of Rs. 10,000 invested in the scheme Since Jun 2011 vs Category & Benchmark Index Performance



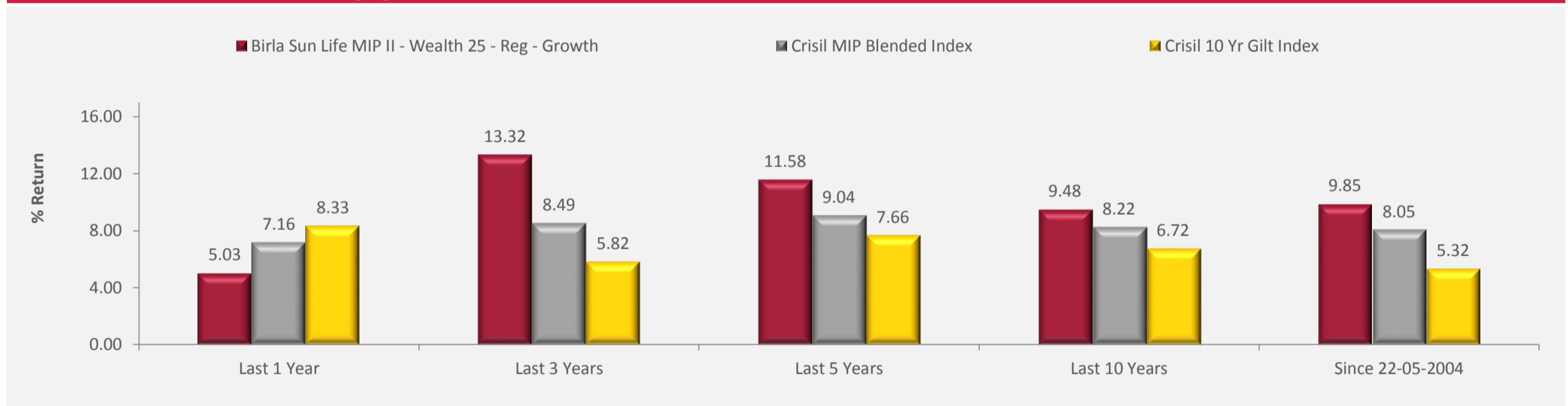
Calendar Year Returns (%)										
	2007	2008	2009	2010	2011	2012	2013	2014	2015	2016(YTD)
Birla Sun Life MIP II - Wealth 25 - Reg - Growth	15.94	-11.53	20.88	7.57	-0.64	16.65	6.65	27.70	5.40	8.71
Crisil MIP Blended Index	13.48	-2.31	12.99	7.00	1.74	12.07	4.41	16.83	6.79	9.37
Category Average	13.95	-2.49	15.24	6.85	1.67	13.14	5.07	17.15	5.27	6.96

Investment Performance - Regular Plan - Growth

Date of Inception: May 22, 2004	NAV Per Unit. * (Rs.)	Birla Sun Life MIP II - Wealth 25 (%)	Crisil MIP Blended Index# (%)	Crisil 10 Yr Gilt Index## (%)	NAV as on May 31, 2016: Rs.30.98		
					Birla Sun Life MIP II - Wealth 25 (Rs.)	Crisil MIP Blended Index# (Rs.)	Crisil 10 Yr Gilt Index## (Rs.)
Since inception till May 31, 2016(CAGR)	10.0000	9.85	8.05	5.32	30,970	25,386	18,658
May 29, 2015 to May 31, 2016 (Absolute)	29.4900	5.07	7.21	8.38	10,507	10,721	10,838
May 30, 2014 to May 29, 2015 (Absolute)	24.2200	21.75	12.98	12.71	12,175	11,298	11,271
May 31, 2013 to May 30, 2014 (Absolute)	21.2800	13.79	5.43	-2.98	11,379	10,543	9,702

Scheme Benchmark, ## Additional Benchmark, * As on start of period considered above. Past performance may or may not be sustained in future. Returns for dividend option would assume reinvestment of dividends declared, net of dividend distribution tax, if any, at the then prevailing NAV. Load and Taxes are not considered for computation of returns. Fund Manager: Satyabrata Mohanty, Pranay Sinha and Vineet Maloo. For list of schemes managed by Satyabrata Mohanty, Pranay Sinha and Vineet Maloo, please refer to page 5

Scheme vs Benchmark Performance (%)



22 May 2004

Private & confidential. For internal circulation only
Mutual Fund investments are subject to market risks, read all scheme related documents carefully.

Dividend History			
Record Date	Cum. Dividend NAV	Individual (RPU)	Corporate (RPU)
Regular - Monthly Dividend			
27-May-16	13.7084	0.0527	0.0488
29-Apr-16	13.6703	0.0588	0.0545

Record Date	Cum. Dividend NAV	Individual (RPU)	Corporate (RPU)
Direct - Monthly Dividend			
27-May-16	17.051	0.0655	0.0607
29-Apr-16	16.9874	0.0729	0.0676

Last 2 dividends declared for dividend option

Note: Dividends mentioned above were on a face value of Rs. 10/unit. The NAV of the scheme, pursuant to payout of dividend would fall to the extent of the payout and statutory levy, if applicable. Declaration of dividend is at the discretion of the trustees. Above statistics on dividend history are in Rs./ Unit.

Scheme Details	
Scheme Name	Birla Sun Life MIP II - Wealth 25 - Reg - Growth
Inception Date	22-May-04
Fund Manager	Satyabrata Mohanty,Pranay Sinha, Vineet Maloo
Managing Fund Since	18-Jun-09,17-Aug-15,26-Aug-15
QAAUM (Rs. Cr) (31/03/2016)	1,028.41
Minimum Investment (Rs.)	5,000
Minimum SIP Investment (Rs.)	1,000
Benchmark Index	Crisil MIP Blended Index
Entry Load	NIL
Exit Load	For redemption/switch out of units within 365 days from the date of allotment: 1.00% of the applicable NAV. For redemption/switch out of units after 365 days from the date of allotment: Nil.

NAV Details as on May 31, 2016	
Scheme Name	In (Rs.)
Regular Plan	
Birla Sun Life MIP II - Wealth 25 - Reg - Growth	30.98
Birla Sun Life MIP II - Wealth 25 - Reg - Mthly Dividend	13.68
Birla Sun Life MIP II - Wealth 25 - Reg - Mthly Payment	30.98
Direct Plan*	
Birla Sun Life MIP II - Wealth 25 - Dir - Growth	31.74
Birla Sun Life MIP II - Wealth 25 - Dir - Mthly Dividend	17.01
Birla Sun Life MIP II - Wealth 25 - Dir - Mthly Payment	31.74

* 'Direct Plan' is only for investors who purchase /subscribe Units in a Scheme directly with the Mutual Fund and is not available for investors who route their investments through a Distributor

About Fund Manager



Satyabrata Mohanty

Mr. Satyabrata Mohanty is a B.Com (H) and Chartered Accountant. He has been associated with Birla Sun life AMC since 2001.



Pranay Sinha

Mr. Sinha has done B.Tech in Aerospace Engg. from IIT Kharagpur and PGDM with Major in Finance from IIM Calcutta. Prior to joining BSLAMC, he has worked with BNP Paribas Bank (October 2010 - August,2014) , Morgan Stanley Investment Management Pvt. Ltd. (March 2008 - October 2010) and ICICI Prudential Asset Management Co. Ltd. (October 2005 - March 2008).



Vineet Maloo

Mr. Maloo is a Chartered Accountant. Prior to joining Birla Sun Life AMC he has worked with Hindalco

Performance details of the schemes managed by Satyabrata Mohanty

Top 3 Schemes

Date of Inception: December 14,2013	Birla Sun Life Banking and Financial Services Fund			Nifty Financial Services*		NIFTY 50**	
	NAV Per Unit * (Rs.)	Return (%)	Value of Standard Investment of Rs. 10000	Return (%)	Value of Standard Investment of Rs. 10000	Return (%)	Value of Standard Investment of Rs. 10000
Since inception till May 31,2016 (CAGR)	10.0000	27.50	18,192	18.60	15,222	12.02	13,226
May 29, 2015 - May 31, 2016(Absolute)	16.7400	8.66	10,866	-4.55	9,545	-3.24	9,676
May 30, 2014 - May 29, 2015(Absolute)	13.3500	25.39	12,539	26.66	12,666	16.65	11,665

Date of Inception: May 22,2004	Birla Sun Life MIP II - Savings 5			Crisil MIP Blended Index#		Crisil 10 Yr Gilt Index**	
	NAV Per Unit * (Rs.)	Return (%)	Value of Standard Investment of Rs. 10000	Return (%)	Value of Standard Investment of Rs. 10000	Return (%)	Value of Standard Investment of Rs. 10000
Since inception till May 31,2016 (CAGR)	10.0000	9.10	28,519	8.05	25,386	5.32	18,658
May 29, 2015 - May 31, 2016(Absolute)	26.6329	7.64	10,764	7.21	10,721	8.38	10,838
May 30, 2014 - May 29, 2015(Absolute)	23.3268	14.17	11,417	12.98	11,298	12.71	11,271
May 31, 2013 - May 30, 2014(Absolute)	21.7645	7.18	10,718	5.43	10,543	-2.98	9,702

Date of Inception: May 22,2004	Birla Sun Life MIP II - Wealth 25			Crisil MIP Blended Index#		Crisil 10 Yr Gilt Index**	
	NAV Per Unit * (Rs.)	Return (%)	Value of Standard Investment of Rs. 10000	Return (%)	Value of Standard Investment of Rs. 10000	Return (%)	Value of Standard Investment of Rs. 10000
Since inception till May 31,2016 (CAGR)	10.0000	9.85	30,970	8.05	25,386	5.32	18,658
May 29, 2015 - May 31, 2016(Absolute)	29.4877	5.07	10,507	7.21	10,721	8.38	10,838
May 30, 2014 - May 29, 2015(Absolute)	24.2192	21.75	12,175	12.98	11,298	12.71	11,271
May 31, 2013 - May 30, 2014(Absolute)	21.2840	13.79	11,379	5.43	10,543	-2.98	9,702

Bottom 3 Schemes

Date of Inception: February 24,1995	Birla Sun Life Advantage Fund			S&P BSE 200*		NIFTY 50**	
	NAV Per Unit * (Rs.)	Return (%)	Value of Standard Investment of Rs. 10000	Return (%)	Value of Standard Investment of Rs. 10000	Return (%)	Value of Standard Investment of Rs. 10000
Since inception till May 31,2016 (CAGR)	10.0000	18.37	361,861	10.89	90,216	10.26	79,916
May 29, 2015 - May 31, 2016(Absolute)	299.8500	0.10	10,010	-2.55	9,745	-3.24	9,676
May 30, 2014 - May 29, 2015(Absolute)	216.9600	38.21	13,821	19.70	11,970	16.65	11,665
May 31, 2013 - May 30, 2014(Absolute)	152.8300	41.96	14,196	22.50	12,250	20.78	12,078

Date of Inception: June 25,2010	Birla Sun Life India Reforms Fund			Nifty 500*		NIFTY 50**	
	NAV Per Unit * (Rs.)	Return (%)	Value of Standard Investment of Rs. 10000	Return (%)	Value of Standard Investment of Rs. 10000	Return (%)	Value of Standard Investment of Rs. 10000
Since inception till May 31,2016 (CAGR)	10.0000	5.68	13,882	7.76	15,585	7.65	15,491
May 29, 2015 - May 31, 2016(Absolute)	14.1500	-1.91	9,809	-2.24	9,776	-3.24	9,676
May 30, 2014 - May 29, 2015(Absolute)	11.6900	21.04	12,104	19.94	11,994	16.65	11,665
May 31, 2013 - May 30, 2014(Absolute)	8.6500	35.14	13,514	23.95	12,395	20.78	12,078

Date of Inception: February 26,2003	Birla Sun Life Dividend Yield Plus			Nifty 500*		NIFTY 50**	
	NAV Per Unit * (Rs.)	Return (%)	Value of Standard Investment of Rs. 10000	Return (%)	Value of Standard Investment of Rs. 10000	Return (%)	Value of Standard Investment of Rs. 10000
Since inception till May 31,2016 (CAGR)	10.0000	21.37	130,626	18.05	90,408	16.71	77,700
May 29, 2015 - May 31, 2016(Absolute)	140.5300	-7.09	9,291	-2.24	9,776	-3.24	9,676
May 30, 2014 - May 29, 2015(Absolute)	112.1700	25.28	12,528	19.94	11,994	16.65	11,665
May 31, 2013 - May 30, 2014(Absolute)	87.9000	27.61	12,761	23.95	12,395	20.78	12,078

Scheme Benchmark, ## Additional Benchmark, * As on start of period considered above.

Past performance may or may not be sustained in future. Above performance if for Regular Growth option. Performance of Regular dividend option under the schemes for the investors would be net of distribution tax, if any. Load and Taxes are not considered for computation of returns. Mutual Fund investments are subject to market risks, read all scheme related documents carefully.

Performance details of the schemes managed by Pranay Sinha

Top 3 Schemes

Date of Inception: May 22,2004	Birla Sun Life MIP II - Savings 5			Crisil MIP Blended Index [#]		Crisil 10 Yr Gilt Index ^{##}	
	NAV Per Unit * (Rs.)	Return (%)	Value of Standard Investment of Rs. 10000	Return (%)	Value of Standard Investment of Rs. 10000	Return (%)	Value of Standard Investment of Rs. 10000
Since inception till May 31,2016 (CAGR)	10.0000	9.10	28,519	8.05	25,386	5.32	18,658
May 29, 2015 - May 31, 2016(Absolute)	26.6329	7.64	10,764	7.21	10,721	8.38	10,838
May 30, 2014 - May 29, 2015(Absolute)	23.3268	14.17	11,417	12.98	11,298	12.71	11,271
May 31, 2013 - May 30, 2014(Absolute)	21.7645	7.18	10,718	5.43	10,543	-2.98	9,702

Date of Inception: July 14,1999	Birla Sun Life Monthly Income			Crisil MIP Blended Index [#]		Crisil 10 Yr Gilt Index ^{##}	
	NAV Per Unit * (Rs.)	Return (%)	Value of Standard Investment of Rs. 10000	Return (%)	Value of Standard Investment of Rs. 10000	Return (%)	Value of Standard Investment of Rs. 10000
Since inception till May 31,2016 (CAGR)	10.0000	10.84	56,894	NA	NA	NA	NA
May 29, 2015 - May 31, 2016(Absolute)	53.4596	6.35	10,635	7.21	10,721	8.38	10,838
May 30, 2014 - May 29, 2015(Absolute)	46.5177	14.92	11,492	12.98	11,298	12.71	11,271
May 31, 2013 - May 30, 2014(Absolute)	43.3786	7.24	10,724	5.43	10,543	-2.98	9,702

Date of Inception: November 20,2000	Birla Sun Life MIP			Crisil MIP Blended Index [#]		Crisil 10 Yr Gilt Index ^{##}	
	NAV Per Unit * (Rs.)	Return (%)	Value of Standard Investment of Rs. 10000	Return (%)	Value of Standard Investment of Rs. 10000	Return (%)	Value of Standard Investment of Rs. 10000
Since inception till May 31,2016 (CAGR)	10.0000	9.35	40,098	NA	NA	NA	NA
May 29, 2015 - May 31, 2016(Absolute)	37.9062	5.79	10,579	7.21	10,721	8.38	10,838
May 30, 2014 - May 29, 2015(Absolute)	33.9575	11.63	11,163	12.98	11,298	12.71	11,271
May 31, 2013 - May 30, 2014(Absolute)	31.4504	7.97	10,797	5.43	10,543	-2.98	9,702

Bottom 3 Schemes

Date of Inception: May 22,2004	Birla Sun Life MIP II - Wealth 25			Crisil MIP Blended Index [#]		Crisil 10 Yr Gilt Index ^{##}	
	NAV Per Unit * (Rs.)	Return (%)	Value of Standard Investment of Rs. 10000	Return (%)	Value of Standard Investment of Rs. 10000	Return (%)	Value of Standard Investment of Rs. 10000
Since inception till May 31,2016 (CAGR)	10.0000	9.85	30,970	8.05	25,386	5.32	18,658
May 29, 2015 - May 31, 2016(Absolute)	29.4877	5.07	10,507	7.21	10,721	8.38	10,838
May 30, 2014 - May 29, 2015(Absolute)	24.2192	21.75	12,175	12.98	11,298	12.71	11,271
May 31, 2013 - May 30, 2014(Absolute)	21.284	13.79	11,379	5.43	10,543	-2.98	9,702

Date of Inception: February 10,1995	Birla Sun Life Balanced 95			CRISIL Balanced Fund - Aggressive Index [#]		NIFTY 50 ^{##}	
	NAV Per Unit * (Rs.)	Return (%)	Value of Standard Investment of Rs. 10000	Return (%)	Value of Standard Investment of Rs. 10000	Return (%)	Value of Standard Investment of Rs. 10000
Since inception till May 31,2016 (CAGR)	10.0000	21.02	583,892	NA	NA	10.16	78,679
May 29, 2015 - May 31, 2016(Absolute)	560.74	4.07	10,407	1.17	10,117	-3.24	9,676
May 30, 2014 - May 29, 2015(Absolute)	436.67	28.41	12,841	15.31	11,531	16.65	11,665
May 31, 2013 - May 30, 2014(Absolute)	346.97	25.85	12,585	14.48	11,448	20.78	12,078

Date of Inception: November 28,2015	Birla Sun Life Equity Savings Fund			Composite Index ^{#§}		NIFTY 50 ^{##}	
	NAV Per Unit * (Rs.)	Return (%)	Value of Standard Investment of Rs. 10000	Return (%)	Value of Standard Investment of Rs. 10000	Return (%)	Value of Standard Investment of Rs. 10000
Since inception till May 31,2016 (CAGR)	10.0000	4.85	10,234	3.45	10,173	2.74	10,138
May 29, 2015 - May 31, 2016(Absolute)	10.4600	2.68	10,268	4.08	10,408	-3.24	9,676
May 30, 2014 - May 29, 2015(Absolute)	NA	NA	NA	NA	NA	NA	NA
May 31, 2013 - May 30, 2014(Absolute)	NA	NA	NA	NA	NA	NA	NA

§ - 30% S&P BSE 200+ 30 Crisil Short Term Bond + 40% Crisil Liquid Fund

Scheme Benchmark, ## Additional Benchmark, * As on start of period considered above.

Past performance may or may not be sustained in future. Above performance if for Regular Growth option. Performance of Regular dividend option under the schemes for the investors would be net of distribution tax, if any. Load and Taxes are not considered for computation of returns. Mutual Fund investments are subject to market risks, read all scheme related documents carefully.

Private & confidential. For internal circulation only

Mutual Fund investments are subject to market risks, read all scheme related documents carefully.

Performance details of the schemes managed by Vineet Maloo

Top 3 Schemes

Date of Inception: May 22,2004	Birla Sun Life MIP II - Savings 5			Crisil MIP Blended Index [#]		Crisil 10 Yr Gilt Index ^{##}	
	NAV Per Unit * (Rs.)	Return (%)	Value of Standard Investment of Rs. 10000	Return (%)	Value of Standard Investment of Rs. 10000	Return (%)	Value of Standard Investment of Rs. 10000
Since inception till May 31,2016 (CAGR)	10.0000	9.10	28,519	8.05	25,386	5.32	18,658
May 29, 2015 - May 31, 2016(Absolute)	26.6329	7.64	10,764	7.21	10,721	8.38	10,838
May 30, 2014 - May 29, 2015(Absolute)	23.3268	14.17	11,417	12.98	11,298	12.71	11,271
May 31, 2013 - May 30, 2014(Absolute)	21.7645	7.18	10,718	5.43	10,543	-2.98	9,702

Date of Inception: July 14,1999	Birla Sun Life Monthly Income			Crisil MIP Blended Index [#]		Crisil 10 Yr Gilt Index ^{##}	
	NAV Per Unit * (Rs.)	Return (%)	Value of Standard Investment of Rs. 10000	Return (%)	Value of Standard Investment of Rs. 10000	Return (%)	Value of Standard Investment of Rs. 10000
Since inception till May 31,2016 (CAGR)	10.0000	10.84	56,894	NA	NA	NA	NA
May 29, 2015 - May 31, 2016(Absolute)	53.4596	6.35	10,635	7.21	10,721	8.38	10,838
May 30, 2014 - May 29, 2015(Absolute)	46.5177	14.92	11,492	12.98	11,298	12.71	11,271
May 31, 2013 - May 30, 2014(Absolute)	43.3786	7.24	10,724	5.43	10,543	-2.98	9,702

Date of Inception: April 25,2000	Birla Sun Life Dynamic Asset Allocation Fund			CRISIL Balanced Fund - Aggressive Index [#]		NIFTY 50 ^{##}	
	NAV Per Unit * (Rs.)	Return (%)	Value of Standard Investment of Rs. 10000	Return (%)	Value of Standard Investment of Rs. 10000	Return (%)	Value of Standard Investment of Rs. 10000
Since inception till May 31,2016 (CAGR)	10.0000	8.85	39,200	NA	NA	11.77	60,048
May 29, 2015 - May 31, 2016(Absolute)	36.8900	6.21	10,621	1.17	10,117	-3.24	9,676
May 30, 2014 - May 29, 2015(Absolute)	32.7300	12.71	11,271	15.31	11,531	16.65	11,665
May 31, 2013 - May 30, 2014(Absolute)	27.7800	17.82	11,782	14.48	11,448	20.78	12,078

Bottom 3 Schemes

Date of Inception: March 17,2006	Birla Sun Life Infrastructure Fund			Nifty 50 [#]		S&P BSE Sensex ^{##}	
	NAV Per Unit * (Rs.)	Return (%)	Value of Standard Investment of Rs. 10000	Return (%)	Value of Standard Investment of Rs. 10000	Return (%)	Value of Standard Investment of Rs. 10000
Since inception till May 31,2016 (CAGR)	10.0000	9.34	24,893	9.48	25,220	9.19	24,546
May 29, 2015 - May 31, 2016(Absolute)	26.6000	-6.43	9,357	-3.24	9,676	-4.17	9,583
May 30, 2014 - May 29, 2015(Absolute)	21.2300	25.29	12,529	16.65	11,665	14.91	11,491
May 31, 2013 - May 30, 2014(Absolute)	14.4400	47.02	14,702	20.78	12,078	22.56	12,256

Date of Inception: February 26,2003	Birla Sun Life Dividend Yield Plus			Nifty 500 [#]		NIFTY 50 ^{##}	
	NAV Per Unit * (Rs.)	Return (%)	Value of Standard Investment of Rs. 10000	Return (%)	Value of Standard Investment of Rs. 10000	Return (%)	Value of Standard Investment of Rs. 10000
Since inception till May 31,2016 (CAGR)	10.0000	21.37	130,626	18.05	90,408	16.71	77,700
May 29, 2015 - May 31, 2016(Absolute)	140.5300	-7.09	9,291	-2.24	9,776	-3.24	9,676
May 30, 2014 - May 29, 2015(Absolute)	112.1700	25.28	12,528	19.94	11,994	16.65	11,665
May 31, 2013 - May 30, 2014(Absolute)	87.9000	27.61	12,761	23.95	12,395	20.78	12,078

Date of Inception: October 31,2007	Birla Sun Life International Equity Fund - Plan A			S&P Global 1200 [#]		NIFTY 50 ^{##}	
	NAV Per Unit * (Rs.)	Return (%)	Value of Standard Investment of Rs. 10000	Return (%)	Value of Standard Investment of Rs. 10000	Return (%)	Value of Standard Investment of Rs. 10000
Since inception till May 31,2016 (CAGR)	10.0000	5.48	15,813	6.23	16,805	3.85	13,833
May 29, 2015 - May 31, 2016(Absolute)	17.4252	-9.29	9,071	-1.14	9,886	-3.24	9,676
May 30, 2014 - May 29, 2015(Absolute)	15.3943	13.19	11,319	11.30	11,130	16.65	11,665
May 31, 2013 - May 30, 2014(Absolute)	13.4512	14.45	11,445	21.25	12,125	20.78	12,078

Scheme Benchmark, ## Additional Benchmark, * As on start of period considered above.

Past performance may or may not be sustained in future. Above performance if for Regular Growth option. Performance of Regular dividend option under the schemes for the investors would be net of distribution tax, if any. Load and Taxes are not considered for computation of returns. Mutual Fund investments are subject to market risks, read all scheme related documents carefully.

Birla Sun Life MIP II - Wealth 25

An Open Ended Income Scheme

May 2016


Birla Sun Life
Mutual Fund



Schemes managed by Fund Managers

Schemes managed by Satyabrata Mohanty

Birla Sun Life Advantage Fund Birla Sun Life India Reforms Fund

Schemes co-managed by Satyabrata Mohanty

Birla Sun Life Dividend Yield Plus Birla Sun Life MIP II - Savings 5 Birla Sun Life MIP II - Wealth 25
Birla Sun Life Banking and Financial Services Fund Birla Sun Life Equity Savings Fund

Schemes managed by Pranay Sinha

Schemes co-managed by Pranay Sinha

Birla Sun Life Balanced 95 Birla Sun Life MIP Birla Sun Life MIP II - Savings 5
Birla Sun Life MIP II - Wealth 25 Birla Sun Life Monthly Income Birla Sun Life Equity Savings Fund

Schemes managed by Vineet Maloo

Birla Sun Life International Equity Fund - Plan A Birla Sun Life International Equity Fund - Plan B

Schemes co-managed by Vineet Maloo

Birla Sun Life MIP Birla Sun Life Dividend Yield Plus Birla Sun Life MIP II - Savings 5
Birla Sun Life MIP II - Wealth 25 Birla Sun Life Infrastructure Fund Birla Sun Life Dynamic Asset Allocation Fund
Birla Sun Life Monthly Income

Disclaimer

This document is strictly confidential and meant for private circulation only and should not at any point of time be construed to be an invitation to the public for subscribing to the units of Birla Sun Life Mutual Fund. Please note that this is not an advertisement. The document is solely for the information and understanding of intended recipients only. If you are not the intended recipient, you are hereby notified that any use, distribution, reproduction or any action taken or omitted to be taken in reliance upon the same is prohibited and may be unlawful. Views expressed herein should not be construed as investment advice to any party and are not necessarily those of Birla Sun Life Asset Management Company Ltd.(BSLAMC) or any of their officers, employees, personnel, directors and BSLAMC and its officers, employees, personnel, directors do not accept responsibility for the editorial content. Wherever possible, all the figures and data given are dated, and the same may or may not be relevant at a future date. Further, the opinions expressed and facts referred to in this document are subject to change without notice and BSLAMC is under no obligation to update the same. While utmost care has been exercised, BSLAMC or any of its officers, employees, personnel, directors make no representation or warranty, express or implied, as to the accuracy, completeness or reliability of the content and hereby disclaim any liability with regard to the same. Recipients of this material should exercise due care and read all scheme related documents (including if necessary, obtaining the advice of tax/legal/accounting/ financial/other professional(s) prior to taking of any decision, acting or omitting to act. Further, the recipient shall not copy/circulate/reproduce/quote contents of this document, in part or in whole, or in any other manner whatsoever without prior and explicit approval of BSLAMC.

Mutual Fund: Birla Sun Life Mutual Fund

Asset Management Company/ Investment Manager: Birla Sun Life Asset Management Company Limited

Registered Office: One India Bulls Centre, Tower - 1, 17th Floor Jupiter Mill Compound, 841, S. B. Marg, Elphinstone Road, Mumbai - 400013.

Private & confidential. For internal circulation only
Mutual Fund investments are subject to market risks, read all scheme related documents carefully.