

### Scheme Description

#### About the Fund

A fund that seeks to provide you regular income with an opportunity to grow your money through fixed income investments and a limited exposure to the equity markets.

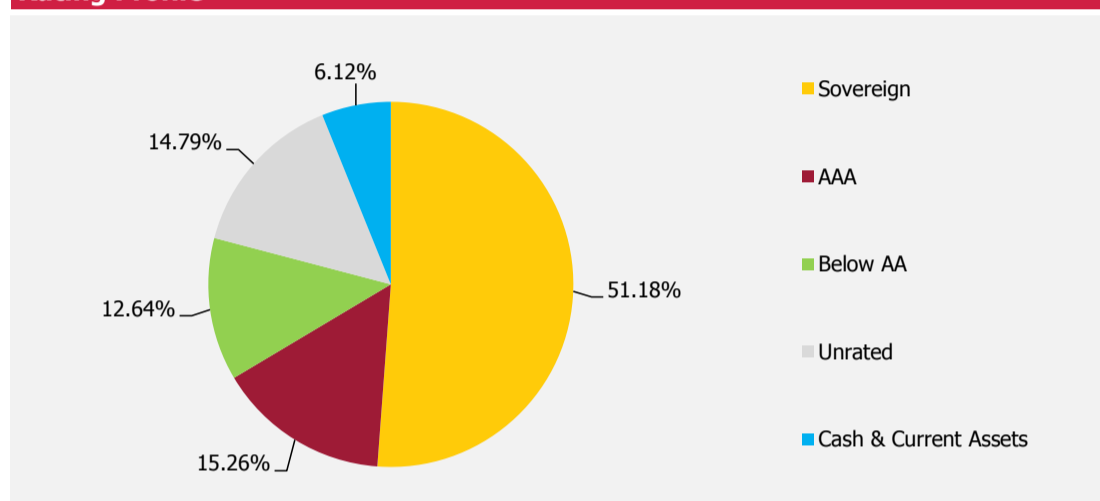
#### Investment Objective

An Open-ended income scheme with the primary investment objective to generate regular income so as to make monthly and quarterly distributions to Unit holders and the secondary objective as growth of capital. Monthly income is not assured and is subject to availability of distributable surplus

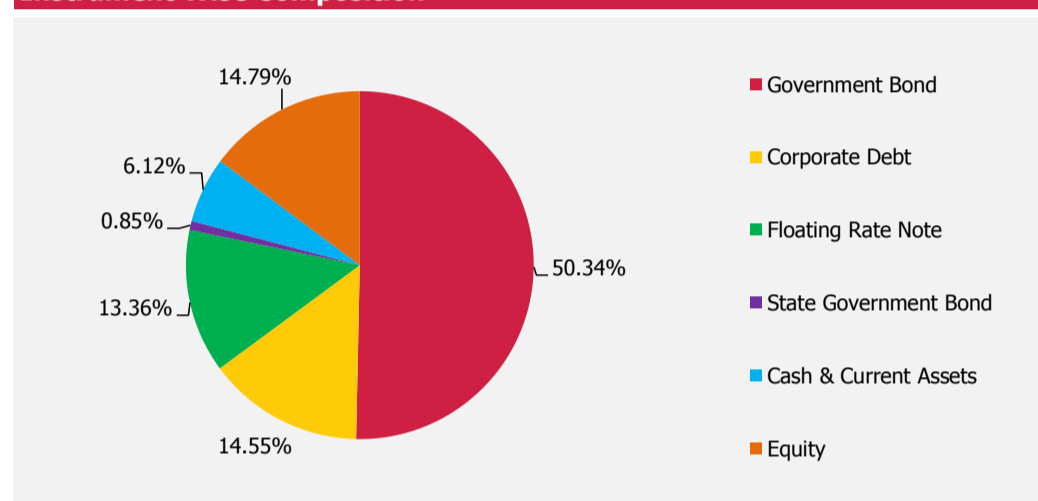
#### Why Birla Sun Life Monthly Income?

The scheme endeavours to provide a stable and steady flow of income by investing in a portfolio predominantly of quality fixed income securities (upto 90%) along with capital appreciation by investing a small portion in equity(10% - 15%). With a controlled equity exposure, the scheme is suitable for a conservative, fixed income oriented investor with 2-3 years investment horizon.

#### Rating Profile



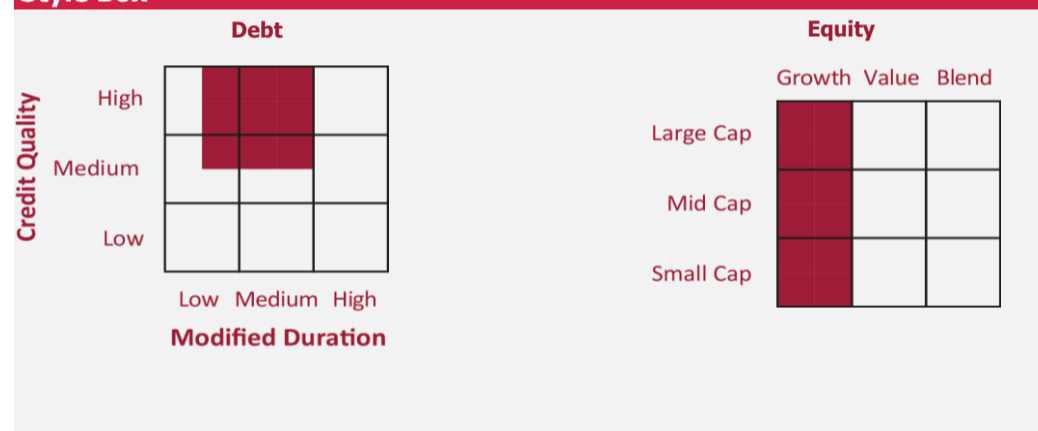
#### Instrument Wise Composition



#### Top Ten Portfolio Holdings

Debt	Rating	% of Net Assets
Government of India	SOV	50.34%
Power Finance Corporation Limited	CRISIL AAA	13.65%
IDBI Bank Limited	CRISIL A	12.64%
RepcO Home Finance Limited		2.51%
Power Grid Corporation of India Limited	CRISIL AAA	1.62%
Eicher Motors Limited		1.00%
HDFC Bank Limited		0.93%
State Government Securities	SOV	0.85%
Equitas Holdings Limited		0.78%
Bajaj Finance Limited		0.78%

#### Style Box



#### Portfolio Characteristics

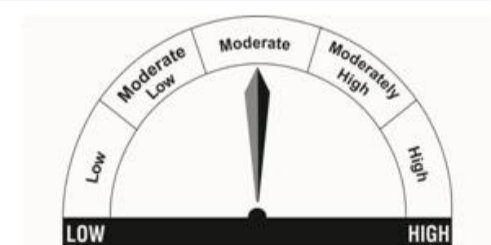
Total Number of Debt Securities	12	Yield to Maturity	8.43%
Total Number of Equity Securities	35	Standard Deviation	4.88%
Modified Duration	5.86 Years		

Standard Deviation is calculated on Annualised basis using 3 years history of monthly returns.

#### Birla Sun Life Monthly Income (An Open ended Income Scheme. Monthly Income is not assured and is subject to availability of distributable surplus)

This product is suitable for Investor who are seeking:

- Regular income with capital growth over medium to long term
- Investments in debt and money market instruments as well as equity and equity related securities [upto 15%]
- Riskometer-Moderate



Investors understand that their principal will be at Moderate risk

# Birla Sun Life Monthly Income

An Open ended Income Scheme

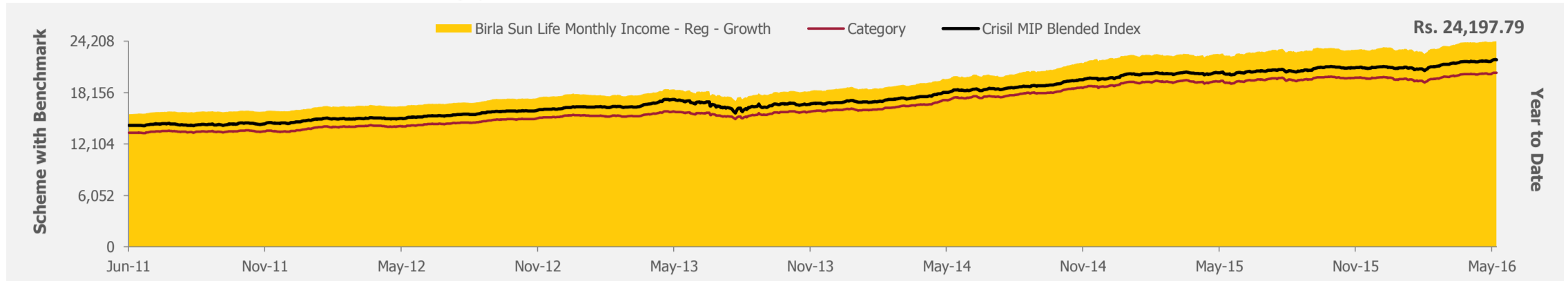
May 2016



Past performance may or may not be sustained in future. Below performance data is as on 31 May 2016, provided for Regular Plan - Growth Option, unless otherwise stated

## Yearly and Cumulative Performance last 10 years

Growth of Rs. 10,000 invested in the scheme Since Jun 2011 vs Category & Benchmark Index Performance



## Calendar Year Returns (%)

	2007	2008	2009	2010	2011	2012	2013	2014	2015	2016(YTD)
Birla Sun Life Monthly Income - Reg - Growth	16.87	-2.35	17.45	7.74	3.33	11.36	4.61	19.30	5.69	7.41
Crisil MIP Blended Index	13.48	-2.31	12.99	7.00	1.74	12.07	4.41	16.83	6.79	9.37
Category Average	13.95	-2.49	15.24	6.85	1.67	13.14	5.07	17.15	5.27	6.96

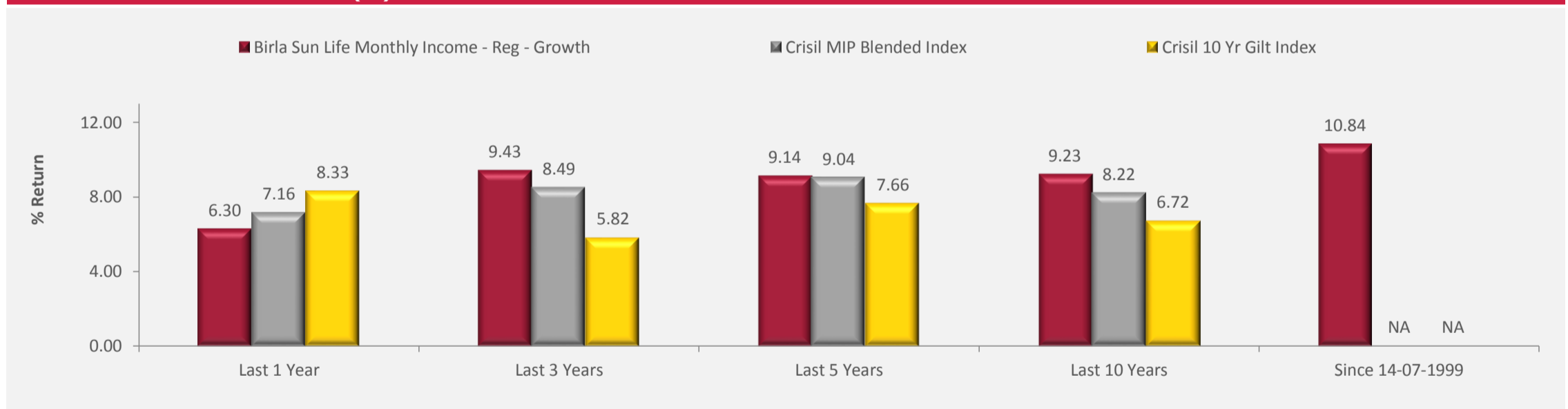
## Investment Performance - Regular Plan - Growth

Date of Inception: Jul 14,1999	NAV Per Unit. * (Rs.)	Birla Sun Life Monthly Income (%)	Crisil MIP Blended Index# (%)	Crisil 10 Yr Gilt Index## (%)	NAV as on May 31,2016: Rs.56.86		
					Birla Sun Life Monthly Income (Rs.)	Crisil MIP Blended Index# (Rs.)	Crisil 10 Yr Gilt Index## (Rs.)
Since inception till May 31, 2016(CAGR)	10.0000	10.84	NA	NA	56,894	NA	NA
May 29, 2015 to May 31, 2016 (Absolute)	53.4600	6.35	7.21	8.38	10,635	10,721	10,838
May 30, 2014 to May 29, 2015 (Absolute)	46.5200	14.92	12.98	12.71	11,492	11,298	11,271
May 31, 2013 to May 30, 2014 (Absolute)	43.3800	7.24	5.43	-2.98	10,724	10,543	9,702

# Scheme Benchmark, ## Additional Benchmark, \* As on start of period considered above.

Past performance may or may not be sustained in future. Returns for dividend option would assume reinvestment of dividends declared, net of dividend distribution tax, if any, at the then prevailing NAV. Load and Taxes are not considered for computation of returns. Fund Manager: Vineet Maloo and Pranay Sinha. For list of schemes managed by Vineet Maloo and Pranay Sinha, please refer to page 5

## Scheme vs Benchmark Performance (%)



14 Jul 1999

**Private & confidential. For internal circulation only**  
**Mutual Fund investments are subject to market risks, read all scheme related documents carefully.**

Dividend History			
Record Date	Cum. Dividend NAV	Individual (RPU)	Corporate (RPU)
<b>Regular - Monthly Dividend</b>			
31-May-16	12.329	0.0544	0.0504
29-Apr-16	12.3443	0.0503	0.0466
<b>Regular - Quarterly Dividend</b>			
30-Mar-16	12.3187	0.1954	0.181
31-Dec-15	12.5053	0.2035	0.1886

Record Date	Cum. Dividend NAV	Individual (RPU)	Corporate (RPU)
<b>Direct - Monthly Dividend</b>			
31-May-16	13.3156	0.0587	0.0544
29-Apr-16	13.3235	0.0543	0.0503
<b>Direct - Quarterly Dividend</b>			
30-Mar-16	12.7664	0.2022	0.1873
31-Dec-15	12.9378	0.2102	0.1947

Last 2 dividends declared for dividend option

Note: Dividends mentioned above were on a face value of Rs. 100/unit. The NAV of the scheme, pursuant to payout of dividend would fall to the extent of the payout and statutory levy, if applicable. Declaration of dividend is at the discretion of the trustees. Above statistics on dividend history are in Rs./ Unit.

Scheme Details	
Scheme Name	Birla Sun Life Monthly Income - Reg - Growth
Inception Date	14-Jul-99
Fund Manager	Vineet Maloo,Pranay Sinha
Managing Fund Since	26-Aug-15,17-Aug-15
QAAUM (Rs. Cr) (31/03/2016)	250.69
Minimum Investment (Rs.)	5,000
Minimum SIP Investment (Rs.)	1,000
Benchmark Index	Crisil MIP Blended Index
Entry Load	NIL
Exit Load	For redemption/switch out of units within 540 days from the date of allotment: 1.00% of the applicable NAV. For redemption/switch out of units after 540 days from the date of allotment: Nil.

NAV Details as on May 31, 2016	
Scheme Name	In (Rs.)
<b>Regular Plan</b>	
Birla Sun Life Monthly Income - Reg - Growth	56.86
Birla Sun Life Monthly Income - Reg - Mthly Dividend	12.33
Birla Sun Life Monthly Income - Reg - Qtly Dividend	12.3300
<b>Direct Plan*</b>	
Birla Sun Life Monthly Income - Dir - Growth	58.18
Birla Sun Life Monthly Income - Dir - Mthly Dividend	13.32
Birla Sun Life Monthly Income - Dir - Qtly Dividend	12.79

\* 'Direct Plan' is only for investors who purchase /subscribe Units in a Scheme directly with the Mutual Fund and is not available for investors who route their investments through a Distributor

## About Fund Manager



### Vineet Maloo

Mr. Maloo is a Chartered Accountant. Prior to joining Birla Sun Life AMC he has worked with Hindalco



### Pranay Sinha

Mr. Sinha has done B.Tech in Aerospace Engg. from IIT Kharagpur and PGDM with Major in Finance from IIM Calcutta. Prior to joining BSLAMC, he has worked with BNP Paribas Bank (October 2010 - August,2014) , Morgan Stanley Investment Management Pvt. Ltd. (March 2008 - October 2010) and ICICI Prudential Asset Management Co. Ltd. ( October 2005 - March 2008).

#### Performance details of the schemes managed by Vineet Maloo

##### Top 3 Schemes

Date of Inception: May 22,2004	Birla Sun Life MIP II - Savings 5			Crisil MIP Blended Index <sup>#</sup>		Crisil 10 Yr Gilt Index <sup>##</sup>	
	NAV Per Unit * (Rs.)	Return (%)	Value of Standard Investment of Rs. 10000	Return (%)	Value of Standard Investment of Rs. 10000	Return (%)	Value of Standard Investment of Rs. 10000
Since inception till May 31,2016 (CAGR)	10.0000	9.10	28,519	8.05	25,386	5.32	18,658
May 29, 2015 - May 31, 2016(Absolute)	26.6329	7.64	10,764	7.21	10,721	8.38	10,838
May 30, 2014 - May 29, 2015(Absolute)	23.3268	14.17	11,417	12.98	11,298	12.71	11,271
May 31, 2013 - May 30, 2014(Absolute)	21.7645	7.18	10,718	5.43	10,543	-2.98	9,702

Date of Inception: July 14,1999	Birla Sun Life Monthly Income			Crisil MIP Blended Index <sup>#</sup>		Crisil 10 Yr Gilt Index <sup>##</sup>	
	NAV Per Unit * (Rs.)	Return (%)	Value of Standard Investment of Rs. 10000	Return (%)	Value of Standard Investment of Rs. 10000	Return (%)	Value of Standard Investment of Rs. 10000
Since inception till May 31,2016 (CAGR)	10.0000	10.84	56,894	NA	NA	NA	NA
May 29, 2015 - May 31, 2016(Absolute)	53.4596	6.35	10,635	7.21	10,721	8.38	10,838
May 30, 2014 - May 29, 2015(Absolute)	46.5177	14.92	11,492	12.98	11,298	12.71	11,271
May 31, 2013 - May 30, 2014(Absolute)	43.3786	7.24	10,724	5.43	10,543	-2.98	9,702

Date of Inception: April 25,2000	Birla Sun Life Dynamic Asset Allocation Fund			CRISIL Balanced Fund - Aggressive Index <sup>#</sup>		NIFTY 50 <sup>##</sup>	
	NAV Per Unit * (Rs.)	Return (%)	Value of Standard Investment of Rs. 10000	Return (%)	Value of Standard Investment of Rs. 10000	Return (%)	Value of Standard Investment of Rs. 10000
Since inception till May 31,2016 (CAGR)	10.0000	8.85	39,200	NA	NA	11.77	60,048
May 29, 2015 - May 31, 2016(Absolute)	36.8900	6.21	10,621	1.17	10,117	-3.24	9,676
May 30, 2014 - May 29, 2015(Absolute)	32.7300	12.71	11,271	15.31	11,531	16.65	11,665
May 31, 2013 - May 30, 2014(Absolute)	27.7800	17.82	11,782	14.48	11,448	20.78	12,078

##### Bottom 3 Schemes

Date of Inception: March 17,2006	Birla Sun Life Infrastructure Fund			Nifty 50 <sup>#</sup>		S&P BSE Sensex <sup>##</sup>	
	NAV Per Unit * (Rs.)	Return (%)	Value of Standard Investment of Rs. 10000	Return (%)	Value of Standard Investment of Rs. 10000	Return (%)	Value of Standard Investment of Rs. 10000
Since inception till May 31,2016 (CAGR)	10.0000	9.34	24,893	9.48	25,220	9.19	24,546
May 29, 2015 - May 31, 2016(Absolute)	26.6000	-6.43	9,357	-3.24	9,676	-4.17	9,583
May 30, 2014 - May 29, 2015(Absolute)	21.2300	25.29	12,529	16.65	11,665	14.91	11,491
May 31, 2013 - May 30, 2014(Absolute)	14.4400	47.02	14,702	20.78	12,078	22.56	12,256

Date of Inception: February 26,2003	Birla Sun Life Dividend Yield Plus			Nifty 500 <sup>#</sup>		NIFTY 50 <sup>##</sup>	
	NAV Per Unit * (Rs.)	Return (%)	Value of Standard Investment of Rs. 10000	Return (%)	Value of Standard Investment of Rs. 10000	Return (%)	Value of Standard Investment of Rs. 10000
Since inception till May 31,2016 (CAGR)	10.0000	21.37	130,626	18.05	90,408	16.71	77,700
May 29, 2015 - May 31, 2016(Absolute)	140.5300	-7.09	9,291	-2.24	9,776	-3.24	9,676
May 30, 2014 - May 29, 2015(Absolute)	112.1700	25.28	12,528	19.94	11,994	16.65	11,665
May 31, 2013 - May 30, 2014(Absolute)	87.9000	27.61	12,761	23.95	12,395	20.78	12,078

Date of Inception: October 31,2007	Birla Sun Life International Equity Fund - Plan A			S&P Global 1200 <sup>#</sup>		NIFTY 50 <sup>##</sup>	
	NAV Per Unit * (Rs.)	Return (%)	Value of Standard Investment of Rs. 10000	Return (%)	Value of Standard Investment of Rs. 10000	Return (%)	Value of Standard Investment of Rs. 10000
Since inception till May 31,2016 (CAGR)	10.0000	5.48	15,813	6.23	16,805	3.85	13,833
May 29, 2015 - May 31, 2016(Absolute)	17.4252	-9.29	9,071	-1.14	9,886	-3.24	9,676
May 30, 2014 - May 29, 2015(Absolute)	15.3943	13.19	11,319	11.30	11,130	16.65	11,665
May 31, 2013 - May 30, 2014(Absolute)	13.4512	14.45	11,445	21.25	12,125	20.78	12,078

# Scheme Benchmark, ## Additional Benchmark, \* As on start of period considered above.

Past performance may or may not be sustained in future. Above performance if for Regular Growth option. Performance of Regular dividend option under the schemes for the investors would be net of distribution tax, if any. Load and Taxes are not considered for computation of returns. Mutual Fund investments are subject to market risks, read all scheme related documents carefully.

# Birla Sun Life Monthly Income

An Open ended Income Scheme

May 2016



## Performance details of the schemes managed by Pranay Sinha

### Top 3 Schemes

Date of Inception: May 22,2004	Birla Sun Life MIP II - Savings 5			Crisil MIP Blended Index <sup>#</sup>		Crisil 10 Yr Gilt Index <sup>##</sup>	
	NAV Per Unit * (Rs.)	Return (%)	Value of Standard Investment of Rs. 10000	Return (%)	Value of Standard Investment of Rs. 10000	Return (%)	Value of Standard Investment of Rs. 10000
Since inception till May 31,2016 (CAGR)	10.0000	9.10	28,519	8.05	25,386	5.32	18,658
May 29, 2015 - May 31, 2016(Absolute)	26.6329	7.64	10,764	7.21	10,721	8.38	10,838
May 30, 2014 - May 29, 2015(Absolute)	23.3268	14.17	11,417	12.98	11,298	12.71	11,271
May 31, 2013 - May 30, 2014(Absolute)	21.7645	7.18	10,718	5.43	10,543	-2.98	9,702

Date of Inception: July 14,1999	Birla Sun Life Monthly Income			Crisil MIP Blended Index <sup>#</sup>		Crisil 10 Yr Gilt Index <sup>##</sup>	
	NAV Per Unit * (Rs.)	Return (%)	Value of Standard Investment of Rs. 10000	Return (%)	Value of Standard Investment of Rs. 10000	Return (%)	Value of Standard Investment of Rs. 10000
Since inception till May 31,2016 (CAGR)	10.0000	10.84	56,894	NA	NA	NA	NA
May 29, 2015 - May 31, 2016(Absolute)	53.4596	6.35	10,635	7.21	10,721	8.38	10,838
May 30, 2014 - May 29, 2015(Absolute)	46.5177	14.92	11,492	12.98	11,298	12.71	11,271
May 31, 2013 - May 30, 2014(Absolute)	43.3786	7.24	10,724	5.43	10,543	-2.98	9,702

Date of Inception: November 20,2000	Birla Sun Life MIP			Crisil MIP Blended Index <sup>#</sup>		Crisil 10 Yr Gilt Index <sup>##</sup>	
	NAV Per Unit * (Rs.)	Return (%)	Value of Standard Investment of Rs. 10000	Return (%)	Value of Standard Investment of Rs. 10000	Return (%)	Value of Standard Investment of Rs. 10000
Since inception till May 31,2016 (CAGR)	10.0000	9.35	40,098	NA	NA	NA	NA
May 29, 2015 - May 31, 2016(Absolute)	37.9062	5.79	10,579	7.21	10,721	8.38	10,838
May 30, 2014 - May 29, 2015(Absolute)	33.9575	11.63	11,163	12.98	11,298	12.71	11,271
May 31, 2013 - May 30, 2014(Absolute)	31.4504	7.97	10,797	5.43	10,543	-2.98	9,702

### Bottom 3 Schemes

Date of Inception: May 22,2004	Birla Sun Life MIP II - Wealth 25			Crisil MIP Blended Index <sup>#</sup>		Crisil 10 Yr Gilt Index <sup>##</sup>	
	NAV Per Unit * (Rs.)	Return (%)	Value of Standard Investment of Rs. 10000	Return (%)	Value of Standard Investment of Rs. 10000	Return (%)	Value of Standard Investment of Rs. 10000
Since inception till May 31,2016 (CAGR)	10.0000	9.85	30,970	8.05	25,386	5.32	18,658
May 29, 2015 - May 31, 2016(Absolute)	29.4877	5.07	10,507	7.21	10,721	8.38	10,838
May 30, 2014 - May 29, 2015(Absolute)	24.2192	21.75	12,175	12.98	11,298	12.71	11,271
May 31, 2013 - May 30, 2014(Absolute)	21.284	13.79	11,379	5.43	10,543	-2.98	9,702

Date of Inception: February 10,1995	Birla Sun Life Balanced 95			CRISIL Balanced Fund - Aggressive Index <sup>#</sup>		NIFTY 50 <sup>##</sup>	
	NAV Per Unit * (Rs.)	Return (%)	Value of Standard Investment of Rs. 10000	Return (%)	Value of Standard Investment of Rs. 10000	Return (%)	Value of Standard Investment of Rs. 10000
Since inception till May 31,2016 (CAGR)	10.0000	21.02	583,892	NA	NA	10.16	78,679
May 29, 2015 - May 31, 2016(Absolute)	560.74	4.07	10,407	1.17	10,117	-3.24	9,676
May 30, 2014 - May 29, 2015(Absolute)	436.67	28.41	12,841	15.31	11,531	16.65	11,665
May 31, 2013 - May 30, 2014(Absolute)	346.97	25.85	12,585	14.48	11,448	20.78	12,078

Date of Inception: November 28,2015	Birla Sun Life Equity Savings Fund			Composite Index <sup>#§</sup>		NIFTY 50 <sup>##</sup>	
	NAV Per Unit * (Rs.)	Return (%)	Value of Standard Investment of Rs. 10000	Return (%)	Value of Standard Investment of Rs. 10000	Return (%)	Value of Standard Investment of Rs. 10000
Since inception till May 31,2016 (CAGR)	10.0000	4.85	10,234	3.45	10,173	2.74	10,138
May 29, 2015 - May 31, 2016(Absolute)	10.4600	2.68	10,268	4.08	10,408	-3.24	9,676
May 30, 2014 - May 29, 2015(Absolute)	NA	NA	NA	NA	NA	NA	NA
May 31, 2013 - May 30, 2014(Absolute)	NA	NA	NA	NA	NA	NA	NA

§ - 30% S&P BSE 200+ 30 Crisil Short Term Bond + 40% Crisil Liquid Fund

# Scheme Benchmark, ## Additional Benchmark, \* As on start of period considered above.

Past performance may or may not be sustained in future. Above performance is for Regular Growth option. Performance of Regular dividend option under the schemes for the investors would be net of distribution tax, if any. Load and Taxes are not considered for computation of returns. Mutual Fund investments are subject to market risks, read all scheme related documents carefully.

Private & confidential. For internal circulation only

Mutual Fund investments are subject to market risks, read all scheme related documents carefully.

# Birla Sun Life Monthly Income

## An Open ended Income Scheme

May 2016

  
Birla Sun Life  
Mutual Fund



### Schemes managed by Fund Managers

#### Schemes managed by Vineet Maloo

Birla Sun Life International Equity Fund - Plan A

Birla Sun Life International Equity Fund - Plan B

#### Schemes co-managed by Vineet Maloo

Birla Sun Life MIP

Birla Sun Life Dividend Yield Plus

Birla Sun Life MIP II - Savings 5

Birla Sun Life MIP II - Wealth 25

Birla Sun Life Infrastructure Fund

Birla Sun Life Dynamic Asset Allocation Fund

Birla Sun Life Monthly Income

#### Schemes managed by Pranay Sinha

#### Schemes co-managed by Pranay Sinha

Birla Sun Life Balanced 95

Birla Sun Life MIP

Birla Sun Life MIP II - Savings 5

Birla Sun Life MIP II - Wealth 25

Birla Sun Life Monthly Income

Birla Sun Life Equity Savings Fund

### Disclaimer

This document is strictly confidential and meant for private circulation only and should not at any point of time be construed to be an invitation to the public for subscribing to the units of Birla Sun Life Mutual Fund. Please note that this is not an advertisement. The document is solely for the information and understanding of intended recipients only. If you are not the intended recipient, you are hereby notified that any use, distribution, reproduction or any action taken or omitted to be taken in reliance upon the same is prohibited and may be unlawful. Views expressed herein should not be construed as investment advice to any party and are not necessarily those of Birla Sun Life Asset Management Company Ltd.(BSLAMC) or any of their officers, employees, personnel, directors and BSLAMC and its officers, employees, personnel, directors do not accept responsibility for the editorial content. Wherever possible, all the figures and data given are dated, and the same may or may not be relevant at a future date. Further, the opinions expressed and facts referred to in this document are subject to change without notice and BSLAMC is under no obligation to update the same. While utmost care has been exercised, BSLAMC or any of its officers, employees, personnel, directors make no representation or warranty, express or implied, as to the accuracy, completeness or reliability of the content and hereby disclaim any liability with regard to the same. Recipients of this material should exercise due care and read all scheme related documents (including if necessary, obtaining the advice of tax/legal/accounting/ financial/other professional(s) prior to taking of any decision, acting or omitting to act. Further, the recipient shall not copy/circulate/reproduce/quote contents of this document, in part or in whole, or in any other manner whatsoever without prior and explicit approval of BSLAMC.

Mutual Fund: Birla Sun Life Mutual Fund

Asset Management Company/ Investment Manager: Birla Sun Life Asset Management Company Limited

Registered Office: One India Bulls Centre, Tower - 1, 17th Floor Jupiter Mill Compound, 841, S. B. Marg, Elphinstone Road, Mumbai - 400013.

**Private & confidential. For internal circulation only**

**Mutual Fund investments are subject to market risks, read all scheme related documents carefully.**