

Scheme Description

What is Birla Sun Life Savings Fund?

Birla Sun Life Savings Fund is our flagship ultra short term scheme which invests in a portfolio of debt and money market instruments of short maturities with a view and intent to provide reasonable returns. The scheme primarily invests in instruments like Certificate of Deposits (CDs), Commercial Papers (CPs), Corporate Bonds, Treasury Bills (T – Bills), CBLO, etc.

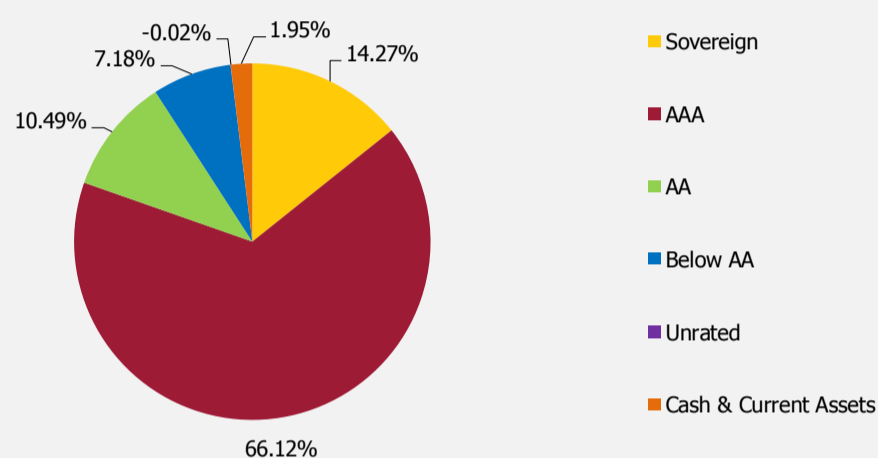
Investment Objective

The primary objective to generate regular income through investments in debt and money market instruments. Income may be generated through the receipt of coupon payments or the purchase and sale of securities in the underlying portfolio. The scheme will under normal market conditions, invest its net assets in fixed income securities, money market instruments, cash and cash equivalents

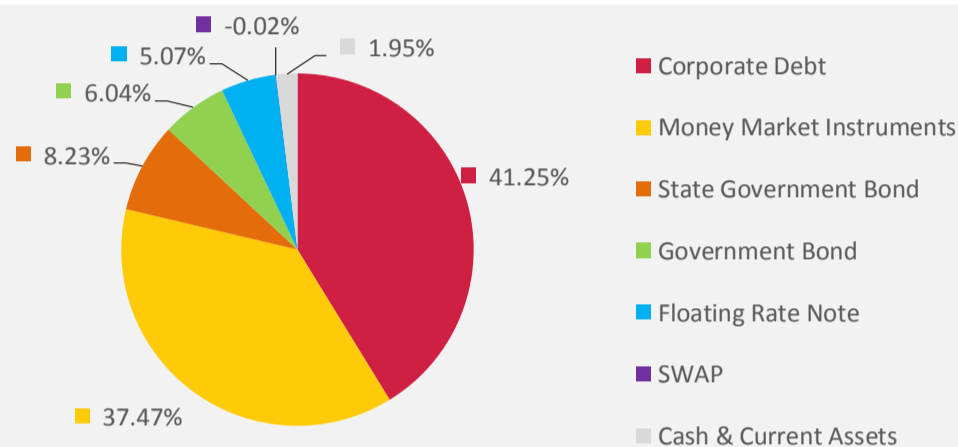
Why Birla Sun Life Savings Fund?

The scheme aims at providing the investor an avenue to park his/her surplus funds for short tenors along with the opportunity to earn reasonable returns. It is highly liquid in nature with liquidity available at T+1 basis and is suitable for an investment horizon of 1- 3 months

Rating Profile



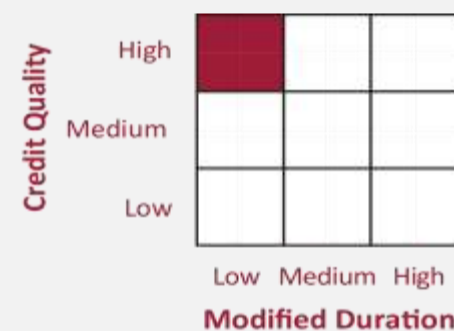
Instrument Wise Composition



Top Ten Portfolio Holdings

Security	Rating	% of Net Assets
Corporation Bank	CRISIL A1+	9.71%
State Government Securities	SOV	8.23%
Power Finance Corporation Limited	CRISIL AAA	7.32%
IndusInd Bank Limited	CRISIL A1+	6.84%
Government of India	SOV	6.04%
IDBI Bank Limited	CRISIL A1+	5.96%
Indiabulls Housing Finance Limited	CARE AAA	5.42%
Shriram Transport Finance Company Limited	IND AA+	4.45%
Dewan Housing Finance Corporation Limited	CARE AAA	4.05%
Cholamandalam Investment and Finance Company Limited	ICRA AA	3.50%

Style Box



Portfolio Characteristics

Total Number of Securities	140
Modified Duration	1.00 Years

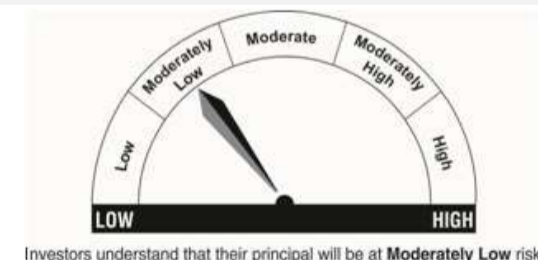
Yield to Maturity	8.06%
Standard Deviation	0.74%

Standard Deviation is calculated on Annualised basis using 3 years history of monthly returns.

Birla Sun Life Savings Fund (An Open ended Short Income Scheme)

This product is suitable for Investor who are seeking:

1. Reasonable returns with convenience of liquidity over short term
2. Investments in debt and money market instruments
3. Riskometer-Moderately Low



Birla Sun Life Savings Fund

An Open ended Short Income Scheme

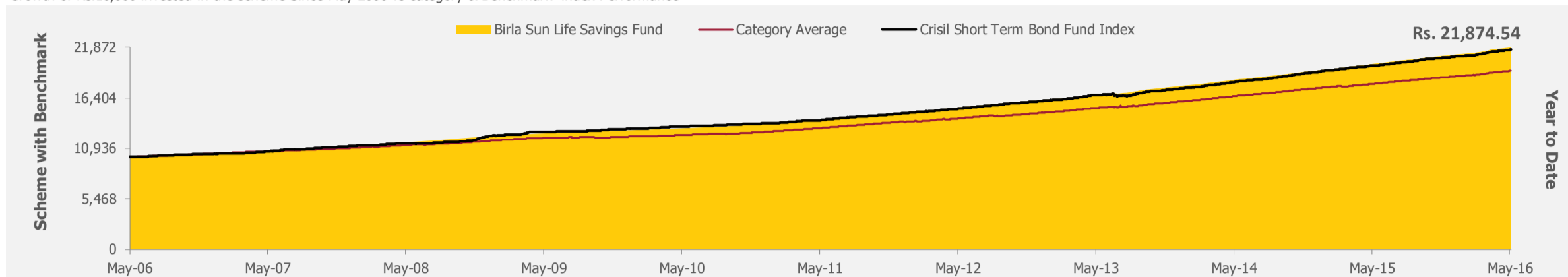
May 2016



Past performance may or may not be sustained in future. Below performance data is as on 31-May-2016 provided for Regular Plan - Growth Option, unless otherwise stated

Yearly and Cumulative Performance last 10 years

Growth of Rs.10,000 invested in the scheme Since May 2006 vs category & Benchmark index Performance



Calendar Year Returns (%)

	2007	2008	2009	2010	2011	2012	2013	2014	2015	2016(YTD)
Birla Sun Life Savings Fund	7.76	8.94	5.38	5.25	8.94	9.42	9.27	9.59	8.89	9.18
Crisil Short Term Bond Fund Index*	7.99	9.50	6.58	4.70	7.87	9.10	8.27	10.47	8.66	8.78
Crisil 1 Yr T-Bill Index**	5.54	8.73	2.88	2.81	6.45	8.06	5.86	8.56	8.22	7.06
Category Average	7.67	9.02	5.65	5.46	8.85	8.89	8.90	9.02	8.13	8.26
Inception Date	27-Nov-01									

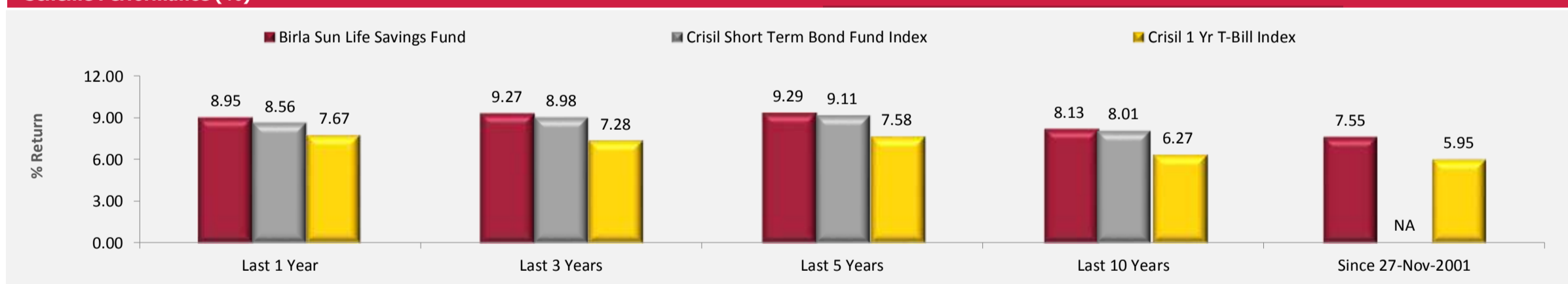
Investment Performance - Regular Plan - Growth

NAV as on May 31, 2016: Rs. 287.8274

Date of Inception: Nov 27, 2001	NAV Per Unit.* (Rs.)	Birla Sun Life Savings Fund (%)	Crisil Short Term Bond Fund Index# (%)	Crisil 1 Yr T-Bill Index## (%)	Value of Standard Investment of Rs. 10000 in		
					Birla Sun Life Savings Fund (Rs.)	Crisil Short Term Bond Fund Index# (Rs.)	Crisil 1 Yr T-Bill Index## (Rs.)
Since inception till May 31, 2016(CAGR)	100.0000	7.55	NA	5.95	28768	NA	23143
May 29, 2015 to May 31, 2016 (Absolute)	264.0100	9.02	8.63	7.73	10902	10863	10773
May 30, 2014 to May 29, 2015 (Absolute)	241.7100	9.22	9.80	8.51	10922	10980	10851
May 31, 2013 to May 30, 2014 (Absolute)	220.5800	9.58	8.53	5.64	10958	10853	10564

Schemes managed by :# Scheme Benchmark, ## Additional Benchmark, * As on start of period considered above. Past performance may or may not be sustained in future. Returns for dividend option would assume reinvestment of dividends declared, net of dividend distribution tax, if any, at the then prevailing NAV. Load and Taxes are not considered for computation of returns. Fund Manager: Kaustubh Gupta and Sunaina Da Cunha. For list of schemes managed by Kaustubh Gupta and Sunaina Da Cunha, please refer to page 5

Scheme Performance (%)



Inception Date 27-Nov-01

Note: All Returns less than one are Simple Annualised and greater than one year are CAGR.

Private & confidential. For internal circulation only
Mutual Fund investments are subject to market risks, read all scheme related documents carefully.

Dividend History

Record Date	Cum. Dividend NAV	Individual (RPU)	Corporate (RPU)	Record Date	Cum. Dividend NAV	Individual (RPU)	Corporate (RPU)
Regular - Weekly Dividend				Direct - Weekly Dividend			
27-May-16	100.4375	0.1138	0.1055	27-May-16	100.4401	0.1156	0.1071
20-May-16	100.4533	0.1298	0.1203	20-May-16	100.4560	0.1317	0.1220
Retail - Weekly Dividend							
27-May-16	100.4375	0.1138	0.1055				
20-May-16	100.4533	0.1298	0.1203				

Last 2 dividends declared for dividend option

Note: Dividends mentioned above were on a face value of Rs. 100/unit. The NAV of the scheme, pursuant to payout of dividend would fall to the extent of the payout and statutory levy, if applicable. Declaration of dividend is at the discretion of the trustees. Above statistics on dividend history are in Rs./ Unit.

Scheme Details

Scheme Name	Birla Sun Life Savings Fund
Inception Date	27-Nov-01
Fund Manager	Kaustubh Gupta, Sunaina da Cunha
Managing Fund Since	15-Jul-11, 20-Jun-14
QAAUM (Rs. Cr) (31-Mar-2016)	11,854.56
Minimum Investment (Rs.)	5,000
Minimum SIP Investment (Rs.)	1,000
Benchmark Index	Crisil Short Term Bond Fund Index
Entry Load	NIL
Exit Load	NIL

NAV Details as on May 31, 2016

Scheme Name	In (Rs.)
Regular Plan	
Birla Sun Life Savings Fund - Reg - Dly Dividend	100.3847
Birla Sun Life Savings Fund - Reg - Growth	297.4612
Birla Sun Life Savings Fund - Reg - Wkly Dividend	100.3529
Birla Sun Life Savings Fund - Ret - DAP	170.2509
Birla Sun Life Savings Fund - Ret - Dly Dividend	100.2963
Birla Sun Life Savings Fund - Ret - Growth	287.8274
Birla Sun Life Savings Fund - Ret - Wkly Dividend	100.3529
Direct Plan^{\$}	
Birla Sun Life Savings Fund - Dir - Dly Dividend	100.3401
Birla Sun Life Savings Fund - Dir - Growth	298.4963
Birla Sun Life Savings Fund - Dir - Wkly Dividend	100.3545

^{\$} 'Direct Plan' is only for investors who purchase /subscribe Units in a Scheme directly with the Mutual Fund and is not available for investors who route their investments through a Distributor

About Fund Manager

Kaustubh Gupta

Mr. Kaustubh Gupta is a B.Com and a Chartered Accountant. Prior to joining AMC, Mr. Gupta previously served as a Money Market Manager at ICICI Bank Limited, where he managed liquidity.

Sunaina Da Cunha

Ms. Sunaina da Cunha is a C.F.A charter holder and an MBA from FMS, Delhi. Prior to joining Birla Sun Life Asset Management Company, Ms. da Cunha worked at Aditya Birla Management Corporation Ltd as a Group Management Trainee.



Private & confidential. For internal circulation only

Mutual Fund investments are subject to market risks, read all scheme related documents carefully.

Performance details of the schemes managed by Kaustubh Gupta

Top 3 Schemes

Date of Inception: April 19,2002	Birla Sun Life Treasury Optimizer Plan			Crisil Short Term Bond Fund Index [#]		Crisil 1 Yr T-Bill Index ^{##}	
	NAV Per Unit * (Rs.)	Return (%)	Value of Standard Investment of Rs. 10000	Return (%)	Value of Standard Investment of Rs. 10000	Return (%)	Value of Standard Investment of Rs. 10000
Since inception till May 31,2016 (CAGR)	100.0000	8.39	31,207	7.18	26,631	5.90	22,474
May 29, 2015 - May 31, 2016(Absolute)	175.7171	9.14	10,914	8.63	10,863	7.73	10,773
May 30, 2014 - May 29, 2015(Absolute)	158.1604	11.10	11,110	9.80	10,980	8.51	10,851
May 31, 2013 - May 30, 2014(Absolute)	142.7969	10.76	11,076	8.53	10,853	5.64	10,564

Date of Inception: November 27,2001	Birla Sun Life Savings Fund			Crisil Short Term Bond Fund Index [#]		Crisil 1 Yr T-Bill Index ^{##}	
	NAV Per Unit * (Rs.)	Return (%)	Value of Standard Investment of Rs. 10000	Return (%)	Value of Standard Investment of Rs. 10000	Return (%)	Value of Standard Investment of Rs. 10000
Since inception till May 31,2016 (CAGR)	111.4740	7.76	29,595	NA	NA	5.95	23,143
May 29, 2015 - May 31, 2016(Absolute)	272.8434	9.02	10,902	8.63	10,863	7.73	10,773
May 30, 2014 - May 29, 2015(Absolute)	249.8050	9.22	10,922	9.80	10,980	8.51	10,851
May 31, 2013 - May 30, 2014(Absolute)	227.4755	9.82	10,982	8.53	10,853	5.64	10,564

Date of Inception: June 05,2003	Birla Sun Life Floating Rate Fund - LTP			Crisil Liquid Fund Index [#]		Crisil 1 Yr T-Bill Index ^{##}	
	NAV Per Unit * (Rs.)	Return (%)	Value of Standard Investment of Rs. 10000	Return (%)	Value of Standard Investment of Rs. 10000	Return (%)	Value of Standard Investment of Rs. 10000
Since inception till May 31,2016 (CAGR)	100.0000	8.94	30,432	6.87	23,716	5.86	20,963
May 29, 2015 - May 31, 2016(Absolute)	169.7824	9.01	10,901	7.97	10,797	7.73	10,773
May 30, 2014 - May 29, 2015(Absolute)	155.5831	9.13	10,913	8.78	10,878	8.51	10,851
May 31, 2013 - May 30, 2014(Absolute)	141.8666	9.67	10,967	9.59	10,959	5.64	10,564

Bottom 3 Schemes

Date of Inception: October 12,1999	Birla Sun Life Gilt Plus P F Plan			I-Sec Li-BEX [#]		Crisil 10 Yr Gilt Index ^{##}	
	NAV Per Unit * (Rs.)	Return (%)	Value of Standard Investment of Rs. 10000	Return (%)	Value of Standard Investment of Rs. 10000	Return (%)	Value of Standard Investment of Rs. 10000
Since inception till May 31,2016 (CAGR)	10.0000	8.89	41,278	NA	NA	NA	NA
May 29, 2015 - May 31, 2016(Absolute)	38.1482	8.18	10,818	9.20	10,920	8.38	10,838
May 30, 2014 - May 29, 2015(Absolute)	32.9022	15.94	11,594	15.47	11,547	12.71	11,271
May 31, 2013 - May 30, 2014(Absolute)	32.9533	-0.16	9,984	-0.80	9,920	-2.98	9,702

Date of Inception: October 12,1999	Birla Sun Life Constant Maturity 10 Year Gilt Fund			I-Sec Li-BEX [#]		Crisil 10 Yr Gilt Index ^{##}	
	NAV Per Unit * (Rs.)	Return (%)	Value of Standard Investment of Rs. 10000	Return (%)	Value of Standard Investment of Rs. 10000	Return (%)	Value of Standard Investment of Rs. 10000
Since inception till May 31,2016 (CAGR)	10.0000	9.49	45,232	NA	NA	NA	NA
May 29, 2015 - May 31, 2016(Absolute)	41.9913	7.76	10,776	9.20	10,920	8.38	10,838
May 30, 2014 - May 29, 2015(Absolute)	37.6826	11.43	11,143	15.47	11,547	12.71	11,271
May 31, 2013 - May 30, 2014(Absolute)	38.6190	-2.42	9,758	-0.80	9,920	-2.98	9,702

Date of Inception: October 28,1999	Birla Sun Life Govt Securities Fund - Long Term Plan			I-Sec Li-BEX [#]		Crisil 10 Yr Gilt Index ^{##}	
	NAV Per Unit * (Rs.)	Return (%)	Value of Standard Investment of Rs. 10000	Return (%)	Value of Standard Investment of Rs. 10000	Return (%)	Value of Standard Investment of Rs. 10000
Since inception till May 31,2016 (CAGR)	10.0000	9.45	44,781	NA	NA	NA	NA
May 29, 2015 - May 31, 2016(Absolute)	41.6526	7.49	10,749	9.20	10,920	8.38	10,838
May 30, 2014 - May 29, 2015(Absolute)	36.3025	14.74	11,474	15.47	11,547	12.71	11,271
May 31, 2013 - May 30, 2014(Absolute)	36.6752	-1.02	9,898	-0.80	9,920	-2.98	9,702

Scheme Benchmark, ## Additional Benchmark, * As on start of period considered above.

Past performance may or may not be sustained in future. Above performance if for Regular Growth option. Performance of Regular dividend option under the schemes for the investors would be net of distribution tax, if any. Load and Taxes are not considered for computation of returns. Mutual Fund investments are subject to market risks, read all scheme related documents carefully.

Private & confidential. For internal circulation only
Mutual Fund investments are subject to market risks, read all scheme related documents carefully.

Performance details of the schemes managed by Sunaina Da Cunha

Date of Inception: November 27,2001	Birla Sun Life Savings Fund			Crisil Short Term Bond Fund Index [#]		Crisil 1 Yr T-Bill Index ^{##}	
	NAV Per Unit * (Rs.)	Return (%)	Value of Standard Investment of Rs. 10000	Return (%)	Value of Standard Investment of Rs. 10000	Return (%)	Value of Standard Investment of Rs. 10000
Since inception till May 31,2016 (CAGR)	111.4740	7.76	29,595	NA	NA	5.95	23,143
May 29, 2015 - May 31, 2016(Absolute)	272.8434	9.02	10,902	8.63	10,863	7.73	10,773
May 30, 2014 - May 29, 2015(Absolute)	249.8050	9.22	10,922	9.80	10,980	8.51	10,851
May 31, 2013 - May 30, 2014(Absolute)	227.4755	9.82	10,982	8.53	10,853	5.64	10,564

Date of Inception: May 09,2003	Birla Sun Life Short Term Opportunities Fund			Crisil AA Short Term Bond Index [#]		Crisil 1 Yr T-Bill Index ^{##}	
	NAV Per Unit * (Rs.)	Return (%)	Value of Standard Investment of Rs. 10000	Return (%)	Value of Standard Investment of Rs. 10000	Return (%)	Value of Standard Investment of Rs. 10000
Since inception till May 31,2016 (CAGR)	10.0000	7.29	25,087	8.82	30,188	5.85	21,025
May 29, 2015 - May 31, 2016(Absolute)	23.1314	8.82	10,882	9.31	10,931	7.73	10,773
May 30, 2014 - May 29, 2015(Absolute)	20.9668	10.32	11,032	10.13	11,013	8.51	10,851
May 31, 2013 - May 30, 2014(Absolute)	19.0754	9.92	10,992	9.67	10,967	5.64	10,564

Date of Inception: June 16,1997	Birla Sun Life Cash Plus			Crisil Liquid Fund Index [#]		Crisil 1 Yr T-Bill Index ^{##}	
	NAV Per Unit * (Rs.)	Return (%)	Value of Standard Investment of Rs. 10000	Return (%)	Value of Standard Investment of Rs. 10000	Return (%)	Value of Standard Investment of Rs. 10000
Since inception till May 31,2016 (CAGR)	100.0000	7.68	40,700	NA	NA	6.70	34,220
May 31, 2015 - May 31, 2016(Absolute)	227.5126	8.19	10,819	7.92	10,792	7.69	10,769
May 30, 2014 - May 31, 2015(Absolute)	208.8525	8.93	10,893	8.83	10,883	8.56	10,856
May 31, 2013 - May 30, 2014(Absolute)	190.6583	9.54	10,954	9.59	10,959	5.64	10,564

Date of Inception: October 12,2005	Birla Sun Life Floating Rate Fund - STP			Crisil Liquid Fund Index [#]		Crisil 1 Yr T-Bill Index ^{##}	
	NAV Per Unit * (Rs.)	Return (%)	Value of Standard Investment of Rs. 10000	Return (%)	Value of Standard Investment of Rs. 10000	Return (%)	Value of Standard Investment of Rs. 10000
Since inception till May 31,2016 (CAGR)	100.0000	6.94	20,421	7.45	21,482	6.19	18,948
May 31, 2015 - May 31, 2016(Absolute)	188.7564	8.19	10,819	7.92	10,792	7.69	10,769
May 30, 2014 - May 31, 2015(Absolute)	173.2366	8.96	10,896	8.83	10,883	8.56	10,856
May 31, 2013 - May 30, 2014(Absolute)	158.1318	9.55	10,955	9.59	10,959	5.64	10,564

Date of Inception: May 14,1998	Birla Sun Life Cash Manager			Crisil Short Term Bond Fund Index [#]		Crisil 1 Yr T-Bill Index ^{##}	
	NAV Per Unit * (Rs.)	Return (%)	Value of Standard Investment of Rs. 10000	Return (%)	Value of Standard Investment of Rs. 10000	Return (%)	Value of Standard Investment of Rs. 10000
Since inception till May 31,2016 (CAGR)	100.0000	7.48	36,795	NA	NA	6.59	31,664
May 29, 2015 - May 31, 2016(Absolute)	340.0938	8.19	10,819	8.63	10,863	7.73	10,773
May 30, 2014 - May 29, 2015(Absolute)	313.3680	8.53	10,853	9.80	10,980	8.51	10,851
May 31, 2013 - May 30, 2014(Absolute)	287.2430	9.10	10,910	8.53	10,853	5.64	10,564


Scheme Benchmark, ## Additional Benchmark, * As on start of period considered above.

Past performance may or may not be sustained in future. Above performance if for Regular Growth option. Performance of Regular dividend option under the schemes for the investors would be net of distribution tax, if any. Load and Taxes are not considered for computation of returns. Mutual Fund investments are subject to market risks, read all scheme related documents carefully.

Birla Sun Life Savings Fund

An Open ended Short Income Scheme

May 2016



Schemes managed by Fund Managers

Schemes managed by Kaustubh Gupta

Schemes co-managed by Kaustubh Gupta

Birla Sun Life Cash Manager

Birla Sun Life Gilt Plus P F Plan

Birla Sun Life Short Term Opportunities Fund

Birla Sun Life Treasury Optimizer Plan

Birla Sun Life Govt Securities Fund - Long Term Plan

Birla Sun Life Constant Maturity 10 Year Gilt Fund

Birla Sun Life Floating Rate Fund - STP

Birla Sun Life Cash Plus

Birla Sun Life Savings Fund

Birla Sun Life Floating Rate Fund - LTP

Schemes managed by Sunaina Da Cunha

Schemes co-managed by Sunaina Da Cunha

Birla Sun Life Cash Manager

Birla Sun Life Short Term Opportunities Fund

Birla Sun Life Cash Plus

Birla Sun Life Floating Rate Fund - STP

Birla Sun Life Savings Fund

Disclaimer

This document is strictly confidential and meant for private circulation only and should not at any point of time be construed to be an invitation to the public for subscribing to the units of Birla Sun Life mutual Fund. Please note that this is not an advertisement. The document is solely for the information and understanding of intended recipients only. If you are not the intended recipient, you are hereby notified that any use, distribution, reproduction or any action taken or omitted to be taken in reliance upon the same is prohibited and may be unlawful. Views expressed herein should not be construed as investment advice to any party and are not necessarily those of Birla Sun Life Asset Management Company Ltd.(BSLAMC) or any of their officers, employees, personnel, directors and BSLAMC and its officers, employees, personnel, directors do not accept responsibility for the editorial content. Wherever possible, all the figures and data given are dated, and the same may or may not be relevant at a future date. Further, the opinions expressed and facts referred to in this document are subject to change without notice and BSLAMC is under no obligation to update the same. While utmost care has been exercised, BSLAMC or any of its officers, employees, personnel, directors make no representation or warranty, express or implied, as to the accuracy, completeness or reliability of the content and hereby disclaim any liability with regard to the same. Recipients of this material should exercise due care and read all scheme related documents (including if necessary, obtaining the advice of tax/legal/accounting/ financial/other professional(s) prior to taking of any decision, acting or omitting to act. Further, the recipient shall not copy/circulate/reproduce/quote contents of this document, in part or in whole, or in any other manner whatsoever without prior and explicit approval of BSLAMC. CIN: U65991MH1994PLC080811

Mutual Fund: Birla Sun Life Mutual Fund Asset Management Company/ Investment Manager: Birla Sun Life Asset Management Company Limited Registered Office: One India Bulls Centre, Tower - 1, 17th Floor Jupiter Mill Compound, 841, S. B. Marg, Elphinstone Road, Mumbai - 400013. Past performance may or may not be sustained in future. Source: ICRA Online Limited

Private & confidential. For internal circulation only

Mutual Fund investments are subject to market risks, read all scheme related documents carefully.