

### Scheme Features

#### What is Birla Sun Life Active Debt Multi Manager FoF Scheme?

An open ended fund-of-funds Scheme that invests in debt funds having diverse investment styles. These funds are selected using the BSLAMC process. It is actively managed to capture duration and credit opportunities.

#### Investment Objective

The primary objective of the Scheme is to generate returns from a portfolio of pure debt oriented funds accessed through the diverse investment styles of underlying schemes selected in accordance with the BSLAMC process. There can be no assurance that the investment objective of the Scheme will be realized.

#### Why Birla Sun Life Active Debt Multi Manager FoF Scheme?

The scheme intends to generate returns from a portfolio of pure debt oriented funds accessed through the diverse investment styles of underlying schemes selected in accordance with the BSLAMC process. The investors benefit from the expertise and management styles of different fund managers of the underlying schemes under a single umbrella.

#### Scheme Details

Scheme Name	Birla Sun Life Active Debt Multi Manager FoF Scheme
Inception Date	29-Dec-2006
Fund Manager	Prasad Dhonde, Vineet Maloo
Managing Fund Since	11-Oct-2014, 26-Aug-2015
QAAUM (Rs. Cr) (31/03/2016)	100.52
Minimum Investment (Rs.)	5000
Minimum SIP Investment (Rs.)	1000
Benchmark Index	CRISIL Composite Bond Fund Index
Entry Load	NIL
Exit Load	For redemption/switch out of units within 365 days from the date of allotment: 1.00% of applicable NAV For redemption/switch out of units after 365 days from the date of allotment: Nil

#### NAV Details as on March 31, 2016

Scheme Name	In (Rs.)
<b>Regular Plan</b>	
Birla Sun Life Active Debt Multi Manager FoF Scheme - Dividend	12.6065
Birla Sun Life Active Debt Multi Manager FoF Scheme - Growth	20.1039
<b>Direct Plan<sup>§</sup></b>	
Birla Sun Life Active Debt Multi Manager FoF Scheme - Dir - Dividend	12.7637
Birla Sun Life Active Debt Multi Manager FoF Scheme - Dir - Growth	20.3758

<sup>§</sup> 'Direct Plan' is only for investors who purchase /subscribe Units in a Scheme directly with the Mutual Fund and is not available for investors who route their investments through a Distributor

#### Ratio Analysis as on March 31, 2016

Ratios	Birla Sun Life Active Debt Multi Manager FoF Scheme	CRISIL Composite Bond Fund Index
Standard Deviation	4.96	4.21
Beta (Slope)	1.05	1.00
Sharpe	-0.01	0.03
Alpha	-0.14	0.00

Standard Deviation, Sharpe ratio & Beta are calculated on Annualized basis using 3 years history of monthly returns. Risk free rate (91 days T-bill) - 7.26%

#### Dividend History

Date	Cum. Dividend NAV	Dividend (Rs. Per Unit)
25-Sep-14	11.17	0.16
25-Jun-14	11.01	0.03
20-Mar-14	10.80	0.06
26-Dec-13	10.58	0.04

Last 4 dividends declared for dividend option

Since inception the scheme has declared dividend for 20 times

Note: Dividends mentioned above were on a face value of Rs. 100/unit. The NAV of the scheme, pursuant to payout of dividend would fall to the extent of the payout and statutory levy, if applicable. Declaration of dividend is at the discretion of the trustees. Above statistics on dividend history are in Rs./ Unit.

## About Fund Manager

### Prasad Dhonde

Mr. Dhonde is a B.Sc (Tech) and MMS (Finance). Prior to joining Birla Sun Life AMC he has worked with Credit Analysis & Research Ltd, Times Investors Services Pvt. Ltd., Birla Sun Life Securities Ltd., RR Financial Consultants Ltd. & Probit Research & Services Pvt. Ltd.

### Vineet Maloo

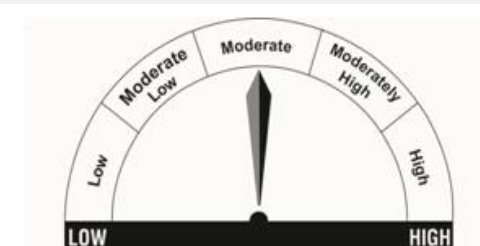
Mr. Maloo is a Chartered Accountant. Prior to joining Birla Sun Life AMC he has worked with Hindalco



### Birla Sun Life Active Debt Multi Manager FoF Scheme (An Open ended Fund of Funds Scheme)

This product is suitable for Investor who are seeking:

- 1 - Capital appreciation in the long term
- 2 - Investment in a dynamically managed portfolio of debt funds
3. Riskometer-Moderate



Investors understand that their principal will be at Moderate risk

**Private & confidential. For internal circulation only**  
**Mutual Fund investments are subject to market risks, read all scheme related documents carefully.**

# Birla Sun Life Active Debt Multi Manager FoF Scheme

An Open ended Fund of Funds Scheme

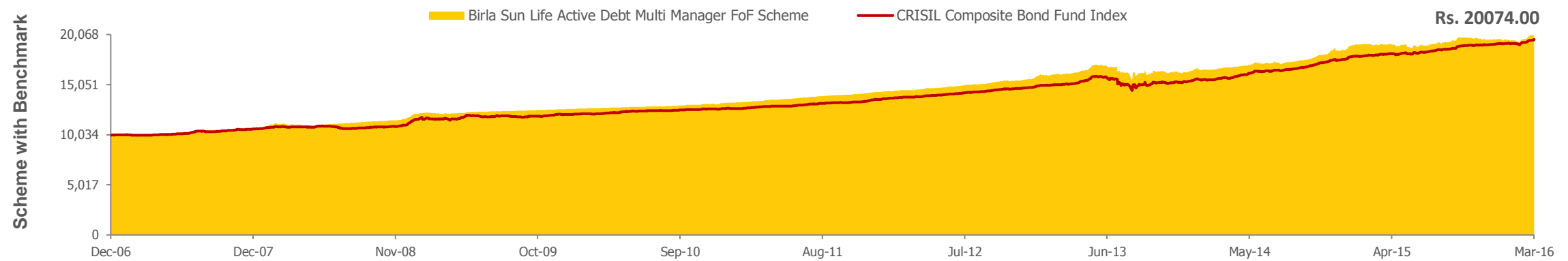
March 2016



Past performance may or may not be sustained in future. Below performance data is as on 31 Mar 2016, provided for Regular Plan - Growth Option, unless otherwise stated

## Yearly and Cumulative Performance

Growth of Rs. 10,000 invested in the scheme since Inception vs category & Benchmark index Performance



## Calendar Year Returns (%)

	2007	2008	2009	2010	2011	2012	2013	2014	2015	2016(YTD)
<b>Birla Sun Life Active Debt Multi Manager FoF</b>	8.56	12.16	3.59	4.86	8.19	9.68	4.11	13.59	5.28	2.63
<b>CRISIL Composite Bond Fund Index #</b>	6.92	9.03	3.50	4.96	6.92	9.34	3.79	14.31	8.63	2.47
<b>Nifty 50##</b>	54.40	-51.70	75.76	17.95	-24.68	27.53	6.76	31.39	-4.06	-2.62
<b>Inception Date</b>	29-Dec-06									

## Systematic Investment Plan

Investment Period	Total Investment (In Rs.)	Value of SIP (In Rs.)			Returns (%)		
		Birla Sun Life Active Debt Multi Manager FoF Scheme	CRISIL Composite Bond Fund Index #	Nifty 50##	Birla Sun Life Active Debt Multi Manager FoF Scheme	CRISIL Composite Bond Fund Index #	Nifty 50##
Since Inception	111,000	161,376	164,046	161,935	7.88	8.22	7.95
Last 5 Years	60,000	73,733	75,840	73,436	8.18	9.31	8.02
Last 3 Years	36,000	40,703	41,842	38,930	8.15	10.03	5.15
Last 1 Year	12,000	12,442	12,577	11,531	6.92	9.06	-7.19

The data assumes the investment of Rs. 1,000 on 1st every month or subsequent working day. Returns are calculated after accounting for the cash flow by using the XIIR method (Investment Internal Rate of Return)

## Investment Performance

NAV as on March 31, 2016: Rs. 20.1039

Date of Inception: Dec 29, 2006	NAV Per Unit* (Rs.)	Birla Sun Life Active Debt Multi Manager FoF Scheme (%)	CRISIL Composite Bond Fund Index # (%)	Nifty 50## (%)	Value of Standard Investment of Rs. 10,000 in		
					Birla Sun Life Active Debt Multi Manager FoF Scheme (Rs.)	CRISIL Composite Bond Fund Index # (Rs.)	Nifty 50## (Rs.)
Since inception till Mar 31, 2016 (CAGR)	10.0000	7.83	7.52	7.48	20,099	19,570	19,503
Mar 31, 2015 to Mar 31, 2016 (Absolute)	19.1233	5.13	8.24	-8.86	10,513	10,824	9,114
Mar 28, 2014 to Mar 31, 2015 (Absolute)	16.7855	13.93	14.67	26.81	11,393	11,467	12,681
Mar 28, 2013 to Mar 31, 2014 (Absolute)	16.2017	3.63	4.39	17.98	10,363	10,439	11,798

# Scheme Benchmark, ## Additional Benchmark, \* As on start of period considered above.

**Past performance may or may not be sustained in future.** Returns for dividend option would assume reinvestment of dividends declared, net of dividend distribution tax, if any, at the then prevailing NAV. Load and Taxes are not considered for computation of returns.

## Scheme Performance (%)



Inception Date 29-Dec-06

Note: All Returns less than one are Absolute and greater than one year are CAGR

**Private & confidential. For internal circulation only**  
**Mutual Fund investments are subject to market risks, read all scheme related documents carefully.**

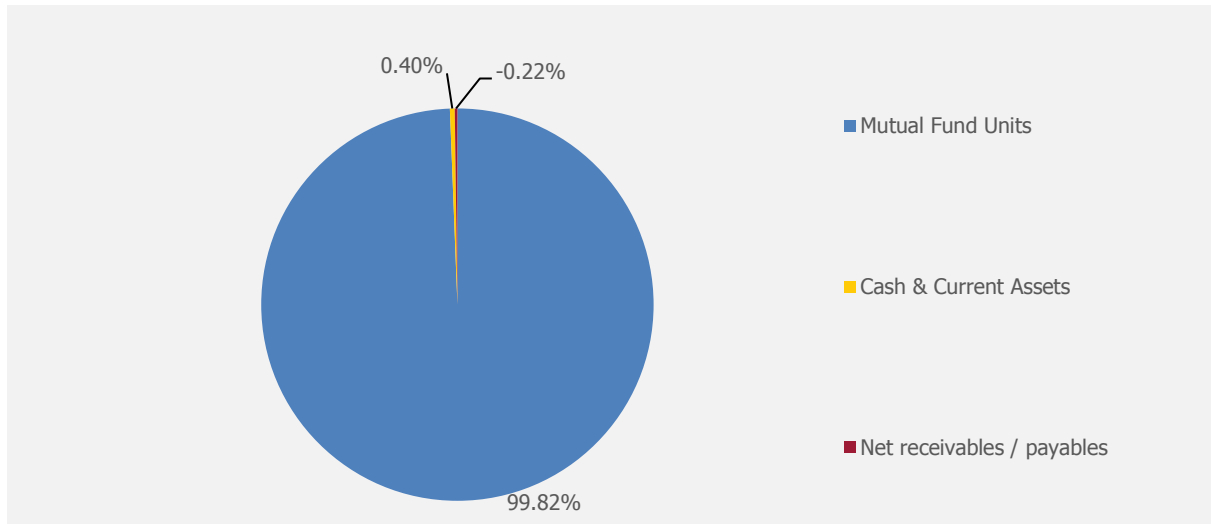
# Birla Sun Life Active Debt Multi Manager FoF Scheme

An Open ended Fund of Funds Scheme

March 2016



## Asset Allocation (%)



## Top 10 Holdings (% Net Assets)

Issuer	% of Net Assets
IDFC Mutual Fund	28.05%
Birla Sun Life Mutual Fund	25.91%
ICICI Prudential Mutual Fund	24.54%
SBI Mutual Fund	21.32%

## Concentration Analysis (% Net Assets)

Top Holdings	Top 3 Holdings	Top 5 Holdings	Nos of funds
28.05	78.5	99.82	4

# Birla Sun Life Active Debt Multi Manager FoF Scheme

An Open ended Fund of Funds Scheme

March 2016



## Performance details of the schemes managed by Prasad Dhonde

### Top 3 Schemes

Date of Inception: May 13,2011	Birla Sun Life Gold ETF			Domestic Price of Physical Gold*		Crisil 10 Yr Gilt Index**	
	NAV Per Unit * (Rs.)	Return (%)	Value of Standard Investment of Rs. 10000	Return (%)	Value of Standard Investment of Rs. 10000	Return (%)	Value of Standard Investment of Rs. 10000
Since inception till Mar 31,2016 (CAGR)	2,228.7719	4.85	12,605	5.78	13,161	7.48	14,227
Mar 31, 2015 - Mar 31, 2016(Absolute)	2,550.7149	10.14	11,014	10.83	10,840	7.97	10,797
Mar 31, 2014 - Mar 31, 2015(Absolute)	2,843.3841	-10.29	8,971	-9.45	9,055	14.57	11,457
Mar 28, 2013 - Mar 31, 2014(Absolute)	2,956.0084	-3.81	9,619	-2.88	9,712	-0.96	9,904

Date of Inception: March 03,1997	Birla Sun Life Short Term Fund			Crisil Short Term Bond Fund Index*		Crisil 1 Yr T-Bill Index**	
	NAV Per Unit * (Rs.)	Return (%)	Value of Standard Investment of Rs. 10000	Return (%)	Value of Standard Investment of Rs. 10000	Return (%)	Value of Standard Investment of Rs. 10000
Since inception till Mar 31,2016 (CAGR)	10.0000	9.53	56,846	NA	NA	6.80	35,110
Mar 31, 2015 - Mar 31, 2016(Absolute)	52.3251	8.70	10,870	8.47	10,847	7.69	10,769
Mar 31, 2014 - Mar 31, 2015(Absolute)	47.1913	10.88	11,088	10.33	11,033	8.74	10,874
Mar 28, 2013 - Mar 31, 2014(Absolute)	43.4029	8.73	10,873	8.86	10,886	5.84	10,584

Date of Inception: June 05,2003	Birla Sun Life Floating Rate Fund - LTP			Crisil Liquid Fund Index*		Crisil 1 Yr T-Bill Index**	
	NAV Per Unit * (Rs.)	Return (%)	Value of Standard Investment of Rs. 10000	Return (%)	Value of Standard Investment of Rs. 10000	Return (%)	Value of Standard Investment of Rs. 10000
Since inception till Mar 31,2016 (CAGR)	100.0000	8.90	29,859	6.86	23,426	5.84	20,714
Mar 31, 2015 - Mar 31, 2016(Absolute)	167.5563	8.63	10,863	8.06	10,806	7.69	10,769
Mar 31, 2014 - Mar 31, 2015(Absolute)	153.2229	9.35	10,935	8.98	10,898	8.74	10,874
Mar 28, 2013 - Mar 31, 2014(Absolute)	139.2970	10.00	11,000	9.54	10,954	5.84	10,584

### Bottom 3 Schemes

Date of Inception: October 28,1999	Birla Sun Life Govt Securities Fund - Long Term Plan			Birla I-Sec Li-BEX*		Crisil 10 Yr Gilt Index**	
	NAV Per Unit * (Rs.)	Return (%)	Value of Standard Investment of Rs. 10000	Return (%)	Value of Standard Investment of Rs. 10000	Return (%)	Value of Standard Investment of Rs. 10000
Since inception till Mar 31,2016 (CAGR)	10.0000	9.44	44,044	NA	NA	NA	NA
Mar 31, 2015 - Mar 31, 2016(Absolute)	41.6337	5.86	10,586	7.26	10,726	7.97	10,797
Mar 31, 2014 - Mar 31, 2015(Absolute)	35.2402	18.14	11,814	19.88	11,988	14.57	11,457
Mar 28, 2013 - Mar 31, 2014(Absolute)	34.4577	2.27	10,227	1.77	10,177	-0.96	9,904

Date of Inception: October 21,1995	Birla Sun Life Income Plus			Crisil Composite Bond Fund Index*		Crisil 10 Yr Gilt Index**	
	NAV Per Unit * (Rs.)	Return (%)	Value of Standard Investment of Rs. 10000	Return (%)	Value of Standard Investment of Rs. 10000	Return (%)	Value of Standard Investment of Rs. 10000
Since inception till Mar 31,2016 (CAGR)	10.0000	9.67	66,084	NA	NA	NA	NA
Mar 31, 2015 - Mar 31, 2016(Absolute)	63.1005	4.69	10,469	8.24	10,824	7.97	10,797
Mar 31, 2014 - Mar 31, 2015(Absolute)	54.0303	16.79	11,679	14.59	11,459	14.57	11,457
Mar 28, 2013 - Mar 31, 2014(Absolute)	53.1973	1.57	10,157	4.39	10,439	-0.96	9,904

Date of Inception: April 25,2000	Birla Sun Life Dynamic Asset Allocation Fund			Crisil Balanced Fund Index*		Nifty 50**	
	NAV Per Unit * (Rs.)	Return (%)	Value of Standard Investment of Rs. 10000	Return (%)	Value of Standard Investment of Rs. 10000	Return (%)	Value of Standard Investment of Rs. 10000
Since inception till Mar 31,2016 (CAGR)	10.0000	8.64	37,477	NA	NA	11.53	56,956
Mar 31, 2015 - Mar 31, 2016(Absolute)	37.0200	1.30	10,130	-2.90	9,710	-8.86	9,114
Mar 31, 2014 - Mar 31, 2015(Absolute)	30.0900	23.03	12,303	22.53	12,253	26.65	12,665
Mar 28, 2013 - Mar 31, 2014(Absolute)	26.6200	13.04	11,304	13.40	11,340	17.98	11,798

# Scheme Benchmark, ## Additional Benchmark, \* As on start of period considered above.

Past performance may or may not be sustained in future. Above performance if for Regular Growth option. Performance of Regular dividend option under the schemes for the investors would be net of distribution tax, if any. Load and Taxes are not considered for computation of returns. Mutual Fund investments are subject to market risks, read all scheme related documents carefully.

**Private & confidential. For internal circulation only**  
**Mutual Fund investments are subject to market risks, read all scheme related documents carefully.**

# Birla Sun Life Active Debt Multi Manager FoF Scheme

An Open ended Fund of Funds Scheme

March 2016



## Performance details of the schemes managed by Vineet Maloo

### Top 3 Schemes

Date of Inception: May 22,2004	Birla Sun Life MIP II - Savings 5			Crisil MIP Blended Index <sup>#</sup>		Crisil 10 Yr Gilt Index <sup>##</sup>	
	NAV Per Unit * (Rs.)	Return (%)	Value of Standard Investment of Rs. 10000	Return (%)	Value of Standard Investment of Rs. 10000	Return (%)	Value of Standard Investment of Rs. 10000
Since inception till Mar 31,2016 (CAGR)	10.0000	9.05	27,955	7.98	24,868	5.29	18,435
Mar 31, 2015 - Mar 31, 2016(Absolute)	26.4858	6.05	10,605	5.67	10,567	7.97	10,797
Mar 31, 2014 - Mar 31, 2015(Absolute)	22.4831	17.80	11,780	16.45	11,645	14.57	11,457
Mar 28, 2013 - Mar 31, 2014(Absolute)	20.8859	7.65	10,765	6.52	10,652	-0.96	9,904

Date of Inception: July 14,1999	Birla Sun Life Monthly Income			Crisil MIP Blended Index <sup>#</sup>		Crisil 10 Yr Gilt Index <sup>##</sup>	
	NAV Per Unit * (Rs.)	Return (%)	Value of Standard Investment of Rs. 10000	Return (%)	Value of Standard Investment of Rs. 10000	Return (%)	Value of Standard Investment of Rs. 10000
Since inception till Mar 31,2016 (CAGR)	10.0000	10.81	55,671	NA	NA	NA	NA
Mar 31, 2015 - Mar 31, 2016(Absolute)	53.1529	4.79	10,479	5.67	10,567	7.97	10,797
Mar 31, 2014 - Mar 31, 2015(Absolute)	44.8576	18.49	11,849	16.45	11,645	14.57	11,457
Mar 28, 2013 - Mar 31, 2014(Absolute)	41.8609	7.16	10,716	6.52	10,652	-0.96	9,904

Date of Inception: November 20,2000	Birla Sun Life MIP			Crisil MIP Blended Index <sup>#</sup>		Crisil 10 Yr Gilt Index <sup>##</sup>	
	NAV Per Unit * (Rs.)	Return (%)	Value of Standard Investment of Rs. 10000	Return (%)	Value of Standard Investment of Rs. 10000	Return (%)	Value of Standard Investment of Rs. 10000
Since inception till Mar 31,2016 (CAGR)	10.0000	9.32	39,338	NA	NA	NA	NA
Mar 31, 2015 - Mar 31, 2016(Absolute)	37.7313	4.30	10,430	5.67	10,567	7.97	10,797
Mar 31, 2014 - Mar 31, 2015(Absolute)	32.8954	14.70	11,470	16.45	11,645	14.57	11,457
Mar 28, 2013 - Mar 31, 2014(Absolute)	30.4733	7.95	10,795	6.52	10,652	-0.96	9,904

### Bottom 3 Schemes

Date of Inception: October 31,2007	Birla Sun Life International Equity Fund - Plan A			S&P Global 1200 <sup>#</sup>		Nifty 50 <sup>##</sup>	
	NAV Per Unit * (Rs.)	Return (%)	Value of Standard Investment of Rs. 10000	Return (%)	Value of Standard Investment of Rs. 10000	Return (%)	Value of Standard Investment of Rs. 10000
Since inception till Mar 31,2016 (CAGR)	10.0000	5.61	15,836	5.99	16,322	3.27	13,113
Mar 31, 2015 - Mar 31, 2016(Absolute)	16.8897	-6.20	9,380	0.55	10,726	-8.86	9,114
Mar 31, 2014 - Mar 31, 2015(Absolute)	15.2262	10.93	11,093	7.91	11,988	26.65	12,665
Mar 28, 2013 - Mar 31, 2014(Absolute)	12.2480	24.32	12,432	27.49	10,177	17.98	11,798

Date of Inception: October 31,2007	Birla Sun Life International Equity Fund - Plan B			Composite Index <sup>##</sup>		Nifty 50 <sup>##</sup>	
	NAV Per Unit * (Rs.)	Return (%)	Value of Standard Investment of Rs. 10000	Return (%)	Value of Standard Investment of Rs. 10000	Return (%)	Value of Standard Investment of Rs. 10000
Since inception till Mar 31,2016 (CAGR)	10.0000	3.50	13,361	5.86	16,154	3.27	13,113
Mar 31, 2015 - Mar 31, 2016(Absolute)	14.2563	-6.28	9,372	-8.86	10,011	-8.86	9,114
Mar 31, 2014 - Mar 31, 2015(Absolute)	11.0230	29.33	12,933	26.65	10,894	26.65	12,665
Mar 28, 2013 - Mar 31, 2014(Absolute)	9.4582	16.54	11,654	17.98	12,701	17.98	11,798

\$ - 65% S&P BSE 200 + 35% S&P Global 1200

Date of Inception: February 26,2003	Birla Sun Life Dividend Yield Plus			Nifty 500 <sup>#</sup>		Nifty 50 <sup>##</sup>	
	NAV Per Unit * (Rs.)	Return (%)	Value of Standard Investment of Rs. 10000	Return (%)	Value of Standard Investment of Rs. 10000	Return (%)	Value of Standard Investment of Rs. 10000
Since inception till Mar 31,2016 (CAGR)	10.0000	21.34	126,057	17.82	85,717	16.47	73,705
Mar 31, 2015 - Mar 31, 2016(Absolute)	141.2600	-10.75	8,925	-7.54	9,246	-8.86	9,114
Mar 31, 2014 - Mar 31, 2015(Absolute)	98.8800	42.86	14,286	33.56	13,356	26.65	12,665
Mar 28, 2013 - Mar 31, 2014(Absolute)	86.2800	14.60	11,460	17.72	11,772	17.98	11,798

# Scheme Benchmark, ## Additional Benchmark, \* As on start of period considered above.

Past performance may or may not be sustained in future. Above performance if for Regular Growth option. Performance of Regular dividend option under the schemes for the investors would be net of distribution tax, if any. Load and Taxes are not considered for computation of returns. Mutual Fund investments are subject to market risks, read all scheme related documents carefully.

**Private & confidential. For internal circulation only**  
**Mutual Fund investments are subject to market risks, read all scheme related documents carefully.**



# Birla Sun Life Active Debt Multi Manager FoF Scheme

An Open ended Fund of Funds Scheme

March 2016



## Schemes managed by Fund Managers

### Schemes managed by Prasad Dhonde

Birla Sun Life Short Term Fund	Birla Sun Life Income Plus	Birla Sun Life Gold ETF
--------------------------------	----------------------------	-------------------------

### Schemes co-managed by Prasad Dhonde

Birla Sun Life Govt Securities Fund - Long Term Plan	Birla Sun Life Gilt Plus P F Plan	Birla Sun Life Constant Maturity 10 Year Gilt Fund
Birla Sun Life Floating Rate Fund - LTP	Birla Sun Life Dynamic Asset Allocation Fund	Birla Sun Life Treasury Optimizer Plan

### Schemes managed by Vineet Maloo

Birla Sun Life International Equity Fund - Plan A	Birla Sun Life International Equity Fund - Plan B
---	---

### Schemes co-managed by Vineet Maloo

Birla Sun Life MIP	Birla Sun Life Dividend Yield Plus	Birla Sun Life MIP II - Savings 5
Birla Sun Life MIP II - Wealth 25	Birla Sun Life Dynamic Asset Allocation Fund	Birla Sun Life Monthly Income

## Disclaimer

This document is strictly confidential and meant for private circulation only and should not at any point of time be construed to be an invitation to the public for subscribing to the units of Birla Sun Life mutual Fund. Please note that this is not an advertisement. The document is solely for the information and understanding of intended recipients only. If you are not the intended recipient, you are hereby notified that any use, distribution, reproduction or any action taken or omitted to be taken in reliance upon the same is prohibited and may be unlawful. Views expressed herein should not be construed as investment advice to any party and are not necessarily those of Birla Sun Life Asset Management Company Ltd.(BSLAMC) or any of their officers, employees, personnel, directors and BSLAMC and its officers, employees, personnel, directors do not accept responsibility for the editorial content. Wherever possible, all the figures and data given are dated, and the same may or may not be relevant at a future date. Further, the opinions expressed and facts referred to in this document are subject to change without notice and BSLAMC is under no obligation to update the same. While utmost care has been exercised, BSLAMC or any of its officers, employees, personnel, directors make no representation or warranty, express or implied, as to the accuracy, completeness or reliability of the content and hereby disclaim any liability with regard to the same. Recipients of this material should exercise due care and read all scheme related documents (including if necessary, obtaining the advice of tax/legal/accounting/financial/other professional(s) prior to taking of any decision, acting or omitting to act. Further, the recipient shall not copy/circulate/reproduce/quote contents of this document, in part or in whole, or in any other manner whatsoever without prior and explicit approval of BSLAMC. CIN: U65991MH1994PLC080811

Mutual Fund: Birla Sun Life Mutual Fund Asset Management Company/ Investment Manager: Birla Sun Life Asset Management Company Limited Registered Office: One India Bulls Centre, Tower - 1, 17th Floor Jupiter Mill Compound, 841, S. B. Marg, Elphinstone Road, Mumbai - 400013. Past performance may or may not be sustained in future. Source: ICRA Online Limited

**Private & confidential. For internal circulation only**  
**Mutual Fund investments are subject to market risks, read all scheme related documents carefully.**