

Scheme Features

What is Birla Sun Life Financial Planning FoF Aggressive?

An open ended fund-of-funds Scheme following the financial planning discipline with exposure to equity, debt and gold funds. It is suitable for investors with aggressive risk profile. It aims to provide long term capital appreciation.

Investment Objective

The Scheme aims to generate returns by investing in mutual fund schemes selected in accordance with the BSLAMC process, as per the risk-return profile of investors. Each of the 3 plans under the Scheme has a strategic asset allocation which is based on satisfying the needs to a specific risk-return profile of investors. There can be no assurance that the investment objective of the Scheme will be realized

Why Birla Sun Life Financial Planning FoF Aggressive?

The mix of equity and debt schemes is ideal for investor with a high appetite for risk. The fund gives an opportunity to invest in aggressive schemes and generate potential higher returns by picking some of the best schemes in the industry.

Scheme Details

| | |
|------------------------------|--|
| Scheme Name | Birla Sun Life Financial Planning FoF Aggressive |
| Inception Date | 9-May-2011 |
| Fund Manager | Shravan Kumar Sreenivasula |
| Managing Fund Since | 15-Dec-14 |
| QAAUM (Rs. Cr) (31/03/2016) | 97.54 |
| Minimum Investment (Rs.) | 5000 |
| Minimum SIP Investment (Rs.) | 1000 |
| Benchmark Index | 70% Nifty 50 + 15% CRISIL Liquid Fund +10% CRISIL Composite Bond Fund + 5% INR price of Gold |
| Entry Load | NIL |
| Exit Load | For redemption/switch out of units within 365 days from the date of allotment: 1.00% of applicable NAV For redemption/switch out of units after 365 days from the date of allotment: Nil |

NAV Details as on March 31, 2016

| Scheme Name | In (Rs.) |
|---|----------|
| Regular Plan | |
| Birla Sun Life Financial Planning FoF Aggressive - Dividend | 14.8888 |
| Birla Sun Life Financial Planning FoF Aggressive - Growth | 16.2677 |
| Direct Plan[§] | |
| Birla Sun Life Financial Planning FoF Aggressive - Dir - Dividend | 15.1649 |
| Birla Sun Life Financial Planning FoF Aggressive - Dir - Growth | 16.5622 |

[§] 'Direct Plan' is only for investors who purchase /subscribe Units in a Scheme directly with the Mutual Fund and is not available for investors who route their investments through a Distributor

Ratio Analysis as on March 31, 2016

| Ratios | Birla Sun Life Financial Planning FoF Aggressive | Composite Index [§] |
|--------------------|--|------------------------------|
| Standard Deviation | 11.42 | 10.33 |
| Beta (Slope) | 0.99 | 1.00 |
| Sharpe | 0.04 | 0.00 |
| Alpha | 0.49 | 0.00 |

Standard Deviation, Sharpe ratio & Beta are calculated on Annualized basis using 3 years history of monthly returns. Risk free rate (91 days T-bill) - 7.26%

[§] - 70% Nifty 50 + 15% CRISIL Liquid Fund +10% CRISIL Composite Bond Fund +5% INR price of Gold

Dividend History

| Date | Cum. Dividend NAV | Dividend (Rs. Per Unit) |
|-----------|-------------------|-------------------------|
| 25-Sep-14 | 13.76 | 0.19 |
| 25-Jun-14 | 13.20 | 0.16 |
| 20-Mar-14 | 11.40 | 0.12 |
| 26-Dec-13 | 11.24 | 0.16 |

Last 4 dividends declared for dividend option

Since inception the scheme has declared dividend for 5 times

Note: Dividends mentioned above were on a face value of Rs. 100/unit. The NAV of the scheme, pursuant to payout of dividend would fall to the extent of the payout and statutory levy, if applicable. Declaration of dividend is at the discretion of the trustees. Above statistics on dividend history are in Rs./Unit.



About Fund Manager

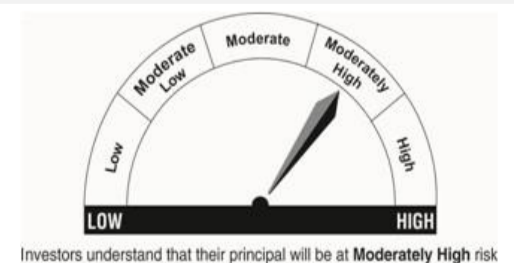
Shravan Kumar Sreenivasula

Mr. Shravan Kumar Sreenivasula has an overall experience of 12 years of which seven years are in financial markets. Prior to joining Birla Sun Life AMC, he was the Fund Manager of Multi-Manager funds at ING Investment Management since April 2008. Before that he worked at Network Eighteen Ltd., Cap Gemini India Pvt. Ltd. and Infosys Technologies Ltd. He is an alumnus of the Indian School of Business, Hyderabad and Indian Institute of Technology, Kharagpur. He is a CFA Charter holder.

Birla Sun Life Financial Planning FoF Aggressive (An Open ended Fund of Funds Scheme)

This product is suitable for Investor who are seeking:

- 1 - Capital appreciation through strategic asset allocation which is based on satisfying the needs to a specific risk-return profile (Aggressive) of investors in the long term
- 2 - Investment in portfolio of mutual fund schemes (predominantly in equity funds)
3. Riskometer-Moderately High



Private & confidential. For internal circulation only

Mutual Fund investments are subject to market risks, read all scheme related documents carefully.

Birla Sun Life Financial Planning FoF Aggressive

An Open ended Fund of Funds Scheme

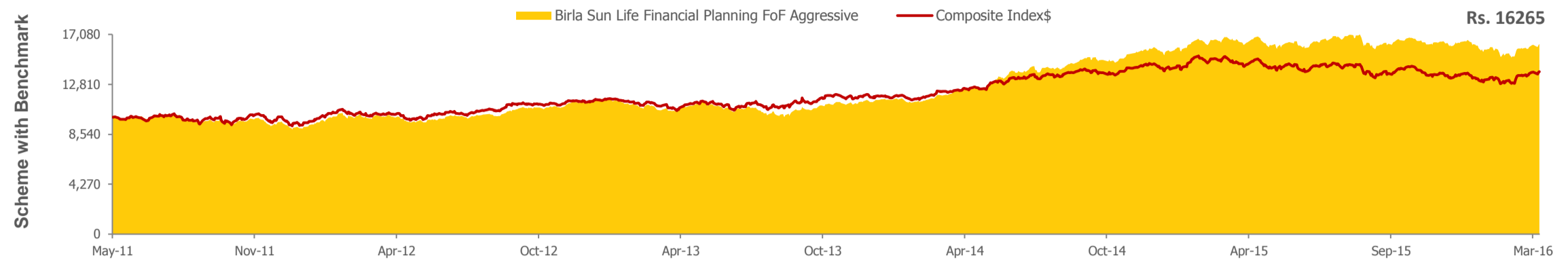
March 2016



Past performance may or may not be sustained in future. Below performance data is as on 31 Mar 2016, provided for Regular Plan - Growth Option, unless otherwise stated

Yearly and Cumulative Performance

Growth of Rs. 10,000 invested in the scheme since Inception vs category & Benchmark index Performance



Calendar Year Returns (%)

| | 2007 | 2008 | 2009 | 2010 | 2011 | 2012 | 2013 | 2014 | 2015 | 2016(YTD) |
|---|----------|--------|-------|-------|--------|-------|------|-------|-------|-----------|
| Birla SL Financial Planning FoF Aggressive | NA | NA | NA | NA | NA | 26.08 | 1.18 | 37.10 | 4.45 | -1.64 |
| Composite Index^{##} | 44.44 | -38.90 | 56.11 | 17.81 | -12.24 | 21.79 | 3.97 | 20.81 | -3.59 | 0.97 |
| Nifty 50^{##} | 54.40 | -51.70 | 75.76 | 17.95 | -24.68 | 27.53 | 6.76 | 31.39 | -4.06 | -2.62 |
| Inception Date | 9-May-11 | | | | | | | | | |

\$ - 70% Nifty 50 + 15% CRISIL Liquid Fund +10% CRISIL Composite Bond Fund +5% INR price of Gold

Systematic Investment Plan

| Investment Period | Total Investment (In Rs.) | Value of SIP (In Rs.) | | | Returns (%) | | |
|-------------------|---------------------------|--|-------------------------------|------------------------|--|-------------------------------|------------------------|
| | | Birla Sun Life Financial Planning FoF Aggressive | Composite Index ^{##} | Nifty 50 ^{##} | Birla Sun Life Financial Planning FoF Aggressive | Composite Index ^{##} | Nifty 50 ^{##} |
| Since Inception | 58,000 | 78,320 | 83,405 | 70,769 | 12.40 | 15.05 | 8.18 |
| Last 5 Years | -- | -- | -- | -- | -- | -- | -- |
| Last 3 Years | 36,000 | 43,098 | 45,922 | 38,930 | 12.06 | 16.49 | 5.15 |
| Last 1 Year | 12,000 | 11,921 | 11,730 | 11,531 | -1.22 | -4.16 | -7.19 |

The data assumes the investment of Rs. 1,000 on 1st every month or subsequent working day. Returns are calculated after accounting for the cash flow by using the XIIR method (Investment Internal Rate of Return)

Investment Performance

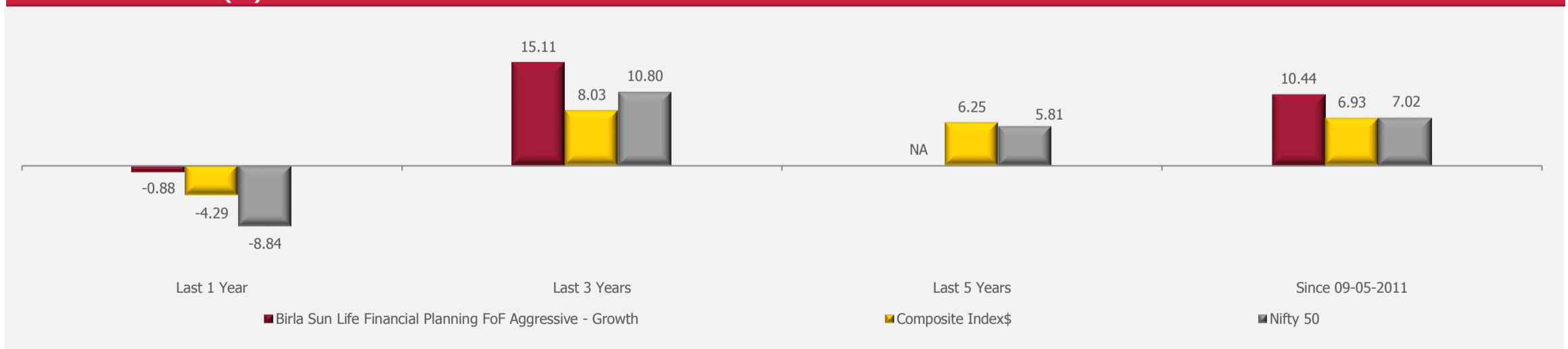
NAV as on March 31, 2016: Rs.16.2677

| Date of Inception: May 09, 2011 | NAV Per Unit* (Rs.) | Birla Sun Life Financial Planning FoF Aggressive (%) | Composite Index ^{##} (%) | Nifty 50 ^{##} (%) | Value of Standard Investment of Rs. 10,000 in | | |
|---|---------------------|--|-----------------------------------|----------------------------|--|-------------------------------------|------------------------------|
| | | | | | Birla Sun Life Financial Planning FoF Aggressive (Rs.) | Composite Index ^{##} (Rs.) | Nifty 50 ^{##} (Rs.) |
| Since inception till Mar 31, 2016(CAGR) | 10.0000 | 10.44 | 6.93 | 7.02 | 16,265 | 13,885 | 13,942 |
| Mar 31, 2015 to Mar 31, 2016 (Absolute) | 16.4120 | -0.88 | -4.30 | -8.86 | 9,912 | 9,570 | 9,114 |
| Mar 28, 2014 to Mar 31, 2015 (Absolute) | 12.1996 | 34.53 | 18.17 | 26.81 | 13,453 | 11,817 | 12,681 |
| Mar 28, 2013 to Mar 31, 2014 (Absolute) | 10.6491 | 14.68 | 11.85 | 17.98 | 11,468 | 11,185 | 11,798 |

Scheme Benchmark, ## Additional Benchmark, * As on start of period considered above.

Past performance may or may not be sustained in future. Returns for dividend option would assume reinvestment of dividends declared, net of dividend distribution tax, if any, at the then prevailing NAV. Load and Taxes are not considered for computation of returns.

Scheme Performance (%)



Inception Date 09-May-11

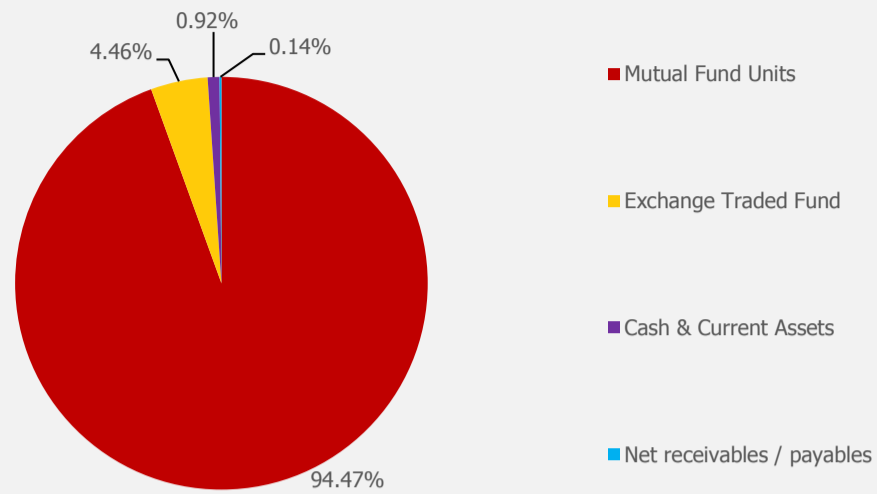
Note: All Returns less than one are Absolute and greater than one year are CAGR

\$ - 70% Nifty 50 + 15% CRISIL Liquid Fund +10% CRISIL Composite Bond Fund +5% INR price of Gold

Private & confidential. For internal circulation only

Mutual Fund investments are subject to market risks, read all scheme related documents carefully.

Asset Allocation (%)



Top 10 Holdings (% Net Assets)

| Issuer | % of Net Assets |
|----------------------------|-----------------|
| Birla Sun Life Mutual Fund | 41.67% |
| SBI Mutual Fund | 21.05% |
| Motilal Oswal Mutual Fund | 14.11% |
| Mirae Asset Mutual Fund | 12.02% |
| IDFC Mutual Fund | 5.62% |
| Goldman Sachs Mutual Fund | 2.63% |
| Kotak Mutual Fund | 1.84% |
| | |
| | |

Concentration Analysis (% Net Assets)

| Top Holdings | Top 3 Holdings | Top 5 Holdings | Nos of funds |
|--------------|----------------|----------------|--------------|
| 41.67 | 76.83 | 94.47 | 10 |

Performance details of the schemes managed by Shравan Kumar Sreenivasula

Top 3 Schemes

| Date of Inception: December 28,2006 | Birla Sun Life Active Debt Multi Manager FoF Scheme | | | Crisil Composite Bond Fund Index [#] | | Nifty 50 ^{##} | |
|---|---|------------|---|---|---|------------------------|---|
| | NAV Per Unit * (Rs.) | Return (%) | Value of Standard Investment of Rs. 10000 | Return (%) | Value of Standard Investment of Rs. 10000 | Return (%) | Value of Standard Investment of Rs. 10000 |
| Since inception till Mar 31,2016 (CAGR) | 10.0000 | 7.83 | 20,103 | 7.51 | 19,557 | 7.47 | 19,490 |
| Mar 31, 2015 - Mar 31, 2016(Absolute) | 19.1233 | 5.13 | 10,513 | 8.24 | 10,824 | -8.86 | 9,114 |
| Mar 28, 2014 - Mar 31, 2015(Absolute) | 16.7855 | 13.93 | 11,393 | 14.67 | 11,467 | 26.81 | 12,681 |
| Mar 28, 2013 - Mar 31, 2014(Absolute) | 16.2017 | 3.63 | 10,363 | 4.39 | 10,439 | 17.98 | 11,798 |

| Date of Inception: March 20,2012 | Birla Sun Life Gold Fund | | | Prices of Gold [#] | | Nifty 50 ^{##} | |
|---|--------------------------|------------|---|-----------------------------|---|------------------------|---|
| | NAV Per Unit * (Rs.) | Return (%) | Value of Standard Investment of Rs. 10000 | Return (%) | Value of Standard Investment of Rs. 10000 | Return (%) | Value of Standard Investment of Rs. 10000 |
| Since inception till Mar 31,2016 (CAGR) | 10.0000 | -1.77 | 9,305 | 1.31 | 10,539 | 9.97 | 14,671 |
| Mar 31, 2015 - Mar 31, 2016(Absolute) | 8.8583 | 5.03 | 10,503 | 10.86 | 11,086 | -8.86 | 9,114 |
| Mar 31, 2014 - Mar 31, 2015(Absolute) | 9.7290 | -8.95 | 9,105 | -8.34 | 9,166 | 26.65 | 12,665 |
| Mar 28, 2013 - Mar 31, 2014(Absolute) | 10.1004 | -3.68 | 9,632 | -3.20 | 9,680 | 17.98 | 11,798 |

| Date of Inception: May 09,2011 | Birla Sun Life Financial Planning FoF Conservative | | | Composite Index [#] | | Nifty 50 ^{##} | |
|---|--|------------|---|------------------------------|---|------------------------|---|
| | NAV Per Unit * (Rs.) | Return (%) | Value of Standard Investment of Rs. 10000 | Return (%) | Value of Standard Investment of Rs. 10000 | Return (%) | Value of Standard Investment of Rs. 10000 |
| Since inception till Mar 31,2016 (CAGR) | 10.0000 | 8.27 | 14,759 | 6.83 | 13,822 | 9.97 | 14,671 |
| Mar 31, 2015 - Mar 31, 2016(Absolute) | 14.2135 | 3.85 | 10,385 | 4.98 | 10,498 | -8.86 | 9,114 |
| Mar 28, 2014 - Mar 31, 2015(Absolute) | 12.3693 | 14.91 | 11,491 | 4.06 | 10,406 | 26.65 | 12,665 |
| Mar 28, 2013 - Mar 31, 2014(Absolute) | 11.4724 | 7.88 | 10,788 | 3.22 | 10,322 | 17.98 | 11,798 |

\$ 20% Nifty 50 + 44% CRISIL Liquid Fund + 24% CRISIL Composite Bond Fund + 12%INR price of Gold

Bottom 3 Schemes

| Date of Inception: August 17,2006 | Birla Sun Life Asset Allocator Multi Manager FoF Scheme | | | Crisil Balanced Fund Index [#] | | Nifty 50 ^{##} | |
|---|---|------------|---|---|---|------------------------|---|
| | NAV Per Unit * (Rs.) | Return (%) | Value of Standard Investment of Rs. 10000 | Return (%) | Value of Standard Investment of Rs. 10000 | Return (%) | Value of Standard Investment of Rs. 10000 |
| Since inception till Mar 31,2016 (CAGR) | 10.0000 | 8.14 | 21,242 | 9.16 | 23,252 | 9.07 | 23,068 |
| Mar 31, 2015 - Mar 31, 2016(Absolute) | 21.1498 | 0.42 | 10,042 | -2.90 | 9,710 | -8.86 | 9,114 |
| Mar 28, 2014 - Mar 31, 2015(Absolute) | 15.4510 | 36.88 | 13,688 | 22.66 | 12,266 | 26.81 | 12,681 |
| Mar 28, 2013 - Mar 31, 2014(Absolute) | 13.7910 | 12.14 | 11,214 | 13.40 | 11,340 | 17.98 | 11,798 |

| Date of Inception: May 09,2011 | Birla Sun Life Financial Planning FoF Aggressive | | | Composite Index [#] | | Nifty 50 ^{##} | |
|---|--|------------|---|------------------------------|---|------------------------|---|
| | NAV Per Unit * (Rs.) | Return (%) | Value of Standard Investment of Rs. 10000 | Return (%) | Value of Standard Investment of Rs. 10000 | Return (%) | Value of Standard Investment of Rs. 10000 |
| Since inception till Mar 31,2016 (CAGR) | 10.0000 | 10.44 | 16,265 | 6.93 | 13,885 | 7.02 | 13,942 |
| Mar 31, 2015 - Mar 31, 2016(Absolute) | 16.4120 | -0.88 | 9,912 | -4.30 | 9,570 | -8.86 | 9,114 |
| Mar 28, 2014 - Mar 31, 2015(Absolute) | 12.1996 | 34.53 | 13,453 | 18.17 | 11,817 | 26.81 | 12,681 |
| Mar 28, 2013 - Mar 31, 2014(Absolute) | 10.6491 | 14.68 | 11,468 | 11.85 | 11,185 | 17.98 | 11,798 |

\$ 70% Nifty 50 + 15% CRISIL Liquid Fund +10% CRISIL Composite Bond Fund +5% INR price of Gold

| Date of Inception: September 17,2008 | Birla Sun Life Global Commodities Fund | | | Composite Index [#] | | Nifty 50 ^{##} | |
|---|--|------------|---|------------------------------|---|------------------------|---|
| | NAV Per Unit * (Rs.) | Return (%) | Value of Standard Investment of Rs. 10000 | Return (%) | Value of Standard Investment of Rs. 10000 | Return (%) | Value of Standard Investment of Rs. 10000 |
| Since inception till Mar 31,2016 (CAGR) | 10.0000 | 0.59 | 10,454 | 2.92 | 12,424 | 9.12 | 19,310 |
| Mar 31, 2015 - Mar 31, 2016(Absolute) | 11.4667 | -8.85 | 9,115 | -8.87 | 9,113 | -8.86 | 9,114 |
| Mar 31, 2014 - Mar 31, 2015(Absolute) | 13.5239 | -15.21 | 8,479 | -8.77 | 9,123 | 26.65 | 12,665 |
| Mar 28, 2013 - Mar 31, 2014(Absolute) | 12.2783 | 10.14 | 11,014 | 18.62 | 11,862 | 17.98 | 11,798 |

\$ - 40% Dow Jones World Basic Materials Index + 40% Dow Jones World Oil and Gas Index + 20% MSCI AC World in INR terms

Scheme Benchmark, ## Additional Benchmark, * As on start of period considered above.

Past performance may or may not be sustained in future. Above performance if for Regular Growth option. Performance of Regular dividend option under the schemes for the investors would be net of distribution tax, if any. Load and Taxes are not considered for computation of returns. Mutual Fund investments are subject to market risks, read all scheme related documents carefully.

Birla Sun Life Financial Planning FoF Aggressive

An Open ended Fund of Funds Scheme

March 2016



Schemes managed by Fund Managers

Schemes managed by Shravan Kumar Sreenivasula

Birla Sun Life Asset Allocation Fund - Conservative Plan
Birla Sun Life Asset Allocator Multi Manager FoF Scheme
Birla Sun Life Global Real Estate Fund
Birla Sun Life Financial Planning FoF Conservative
Birla Sun Life Gold Fund

Birla Sun Life Asset Allocation Fund - Moderate Plan
Birla Sun Life Active Debt Multi Manager FoF Scheme
Birla Sun Life Latin America Equity Fund
Birla Sun Life Financial Planning FoF Aggressive

Birla Sun Life Asset Allocation Fund - Aggressive Plan
Birla Sun Life 5 Star Multi Manager FoF Scheme
Birla Sun Life Global Commodities Fund
Birla Sun Life Financial Planning FoF Prudent

Disclaimer

This document is strictly confidential and meant for private circulation only and should not at any point of time be construed to be an invitation to the public for subscribing to the units of Birla Sun Life mutual Fund. Please note that this is not an advertisement. The document is solely for the information and understanding of intended recipients only. If you are not the intended recipient, you are hereby notified that any use, distribution, reproduction or any action taken or omitted to be taken in reliance upon the same is prohibited and may be unlawful. Views expressed herein should not be construed as investment advice to any party and are not necessarily those of Birla Sun Life Asset Management Company Ltd.(BSLAMC) or any of their officers, employees, personnel, directors and BSLAMC and its officers, employees, personnel, directors do not accept responsibility for the editorial content. Wherever possible, all the figures and data given are dated, and the same may or may not be relevant at a future date. Further, the opinions expressed and facts referred to in this document are subject to change without notice and BSLAMC is under no obligation to update the same. While utmost care has been exercised, BSLAMC or any of its officers, employees, personnel, directors make no representation or warranty, express or implied, as to the accuracy, completeness or reliability of the content and hereby disclaim any liability with regard to the same. Recipients of this material should exercise due care and read all scheme related documents (including if necessary, obtaining the advice of tax/legal/accounting/financial/other professional(s) prior to taking of any decision, acting or omitting to act. Further, the recipient shall not copy/circulate/reproduce/quote contents of this document, in part or in whole, or in any other manner whatsoever without prior and explicit approval of BSLAMC. CIN: U65991MH1994PLC080811

Mutual Fund: Birla Sun Life Mutual Fund Asset Management Company/ Investment Manager: Birla Sun Life Asset Management Company Limited Registered Office: One India Bulls Centre, Tower - 1, 17th Floor Jupiter Mill Compound, 841, S. B. Marg, Elphinstone Road, Mumbai - 400013. Past performance may or may not be sustained in future. Source: ICRA Online Limited

Private & confidential. For internal circulation only
Mutual Fund investments are subject to market risks, read all scheme related documents carefully.