

Scheme Features

What is Birla Sun Life Global Real Estate Fund?

An open ended fund-of-funds Scheme that predominantly invests in "ING (L) Invest Global Real Estate Fund", a global real estate fund that has flexibility to invest in real estate securities across the world. It aims to provide capital appreciation.

Investment Objective

The primary investment objective of the Scheme is to seek capital appreciation by investing predominantly in ING (L) Invest Global Real Estate. The Scheme may also invest a certain portion of its corpus in Money Market Instruments / liquid funds / money market mutual funds, in order to meet liquidity requirements from time to time. There can be no assurance that the investment objective of the Scheme will be realized.

Why Birla Sun Life Global Real Estate Fund?

While forming an investment portfolio, investor should keep in mind allocation between various asset classes to avoid risk of concentration. While predominant allocation should be towards equities, real estate should also form a small part of the portfolio.

Scheme Details

Scheme Name	Birla Sun Life Global Real Estate Fund
Inception Date	31-Dec-2007
Fund Manager	Shravan Kumar Sreenivasula
Managing Fund Since	15-Dec-14
QAAUM (Rs. Cr) (31/03/2016)	22.37
Minimum Investment (Rs.)	5000
Minimum SIP Investment (Rs.)	1000
Benchmark Index	10/40 GPR 250 Global Net Index
Entry Load	NIL
Exit Load	For redemption/ switch-out of units on or before 365 days from the date of allotment: 1% of applicable NAV. For redemption/ switch-out of units after 365 days from the date of allotment: Nil

NAV Details as on March 31, 2016

Scheme Name	In (Rs.)
Regular Plan	
Birla Sun Life Global Real Estate Fund - Dividend	18.1700
Birla Sun Life Global Real Estate Fund - Growth	18.1600
Direct Plan[§]	
Birla Sun Life Global Real Estate Fund - Dir - Dividend	18.4400
Birla Sun Life Global Real Estate Fund - Dir - Growth	18.4300

[§] 'Direct Plan' is only for investors who purchase /subscribe Units in a Scheme directly with the Mutual Fund and is not available for investors who route their investments through a Distributor

Ratio Analysis as on March 31, 2016

Ratios	Birla Sun Life Global Real Estate Fund	10/40 GPR 250 Global Net Index
Standard Deviation	10.23	11.09
Beta (Slope)	0.82	1.00
Sharpe	0.01	0.03
Alpha	-0.24	0.00

Standard Deviation, Sharpe ratio & Beta are calculated on Annualized basis using 3 years history of monthly returns. Risk free rate (91 days T-bill) - 7.26%

Dividend History

Date	Cum. Dividend NAV	Dividend (Rs. Per Unit)
NA	NA	NA

Last 4 dividends declared for dividend option

Since inception the scheme has declared dividend for 0 times

Note: Dividends mentioned above were on a face value of Rs. 100/unit. The NAV of the scheme, pursuant to payout of dividend would fall to the extent of the payout and statutory levy, if applicable. Declaration of dividend is at the discretion of the trustees. Above statistics on dividend history are in Rs./ Unit.

About Fund Manager

Shravan Kumar Sreenivasula

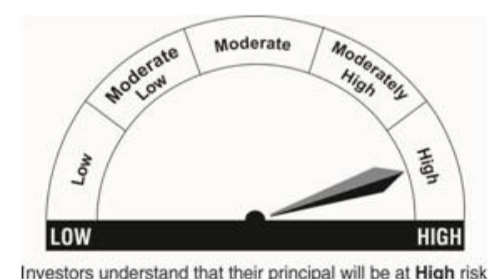
Mr. Shravan Kumar Sreenivasula has an overall experience of 12 years of which seven years are in financial markets. Prior to joining Birla Sun Life AMC, he was the Fund Manager of Multi-Manager funds at ING Investment Management since April 2008. Before that he worked at Network Eighteen Ltd., Cap Gemini India Pvt. Ltd. and Infosys Technologies Ltd. He is an alumnus of the Indian School of Business, Hyderabad and Indian Institute of Technology, Kharagpur. He is a CFA Charter holder.



Birla Sun Life Global Real Estate Fund (An Open ended Fund of Funds Scheme)

This product is suitable for Investor who are seeking:

- 1 - Capital appreciation in the long term
- 2 - Investment predominantly in units of Global Fund investing in Companies engaged in Real Estate Sector
3. Riskometer-High



Birla Sun Life Global Real Estate Fund

An Open ended Fund of Funds Scheme

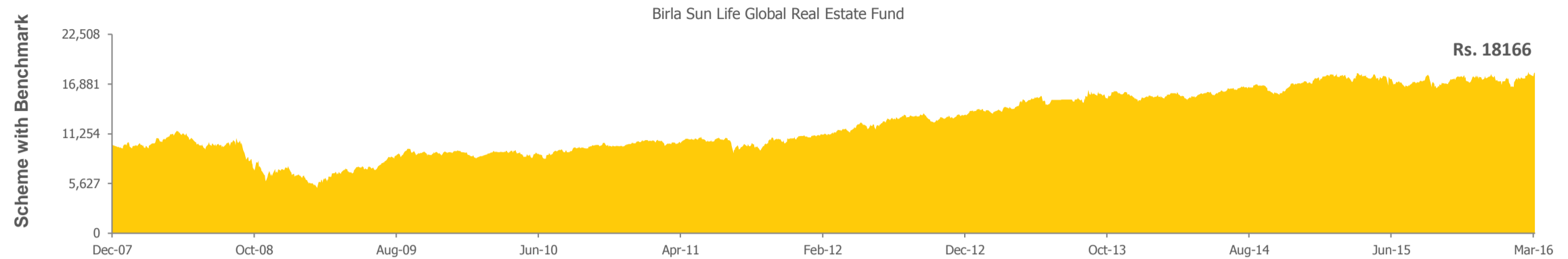
March 2016



Past performance may or may not be sustained in future. Below performance data is as on 31 Mar 2016, provided for Regular Plan - Growth Option, unless otherwise stated

Yearly and Cumulative Performance

Growth of Rs. 10,000 invested in the scheme since Inception vs category & Benchmark index Performance



Calendar Year Returns (%)

	2007	2008	2009	2010	2011	2012	2013	2014	2015	2016(YTD)
Birla Sun Life Global Real Estate Fund	NA	-25.54	25.94	7.47	9.49	25.36	11.85	11.50	2.67	2.48
10/40 GPR 250 Global Net Index[#]	NA	NA	NA	NA	14.02	31.61	15.92	16.71	4.90	5.33
Nifty 50^{##}	54.40	-51.70	75.76	17.95	-24.68	27.53	6.76	31.39	-4.06	-2.62
Inception Date	31-Dec-07									

Systematic Investment Plan

Investment Period	Total Investment (In Rs.)	Value of SIP (In Rs.)			Returns (%)		
		Birla Sun Life Global Real Estate Fund	10/40 GPR 250 Global Net Index [#]	Nifty 50 ^{##}	Birla Sun Life Global Real Estate Fund	10/40 GPR 250 Global Net Index [#]	Nifty 50 ^{##}
Since Inception	99,000	158,493	72,369	141,124	11.12	-7.65	8.41
Last 5 Years	60,000	77,375	45,891	73,466	10.12	-10.47	8.04
Last 3 Years	36,000	39,918	30,030	38,954	6.83	-11.44	5.19
Last 1 Year	12,000	12,517	11,413	11,538	8.09	-8.95	-7.07

The data assumes the investment of Rs. 1,000 on 1st every month or subsequent working day.

Returns are calculated after accounting for the cash flow by using the XIIR method (Investment Internal Rate of Return)

Investment Performance

NAV as on March 31, 2016: Rs.18.16

Date of Inception: Dec 31, 2007	NAV Per Unit* (Rs.)	Birla Sun Life Global Real Estate Fund (%)	10/40 GPR 250 Global Net Index [#] (%)	Nifty 50 ^{##} (%)	Value of Standard Investment of Rs. 10,000 in		
					Birla Sun Life Global Real Estate Fund (Rs.)	10/40 GPR 250 Global Net Index [#] (Rs.)	Nifty 50 ^{##} (Rs.)
Since inception till Mar 31, 2016(CAGR)	10.0000	7.50	NA	2.85	18,166	NA	12,611
Mar 31, 2015 to Mar 31, 2016 (Absolute)	17.7400	2.37	7.58	-8.86	10,237	10,758	9,114
Mar 31, 2014 to Mar 31, 2015 (Absolute)	15.3600	15.49	19.71	26.65	11,549	11,971	12,665
Mar 28, 2013 to Mar 31, 2014 (Absolute)	14.3200	7.26	9.06	17.98	10,726	10,906	11,798

Scheme Benchmark, ## Additional Benchmark, * As on start of period considered above.

Past performance may or may not be sustained in future. Returns for dividend option would assume reinvestment of dividends declared, net of dividend distribution tax, if any, at the then prevailing NAV. Load and Taxes are not considered for computation of returns.

Scheme Performance (%)



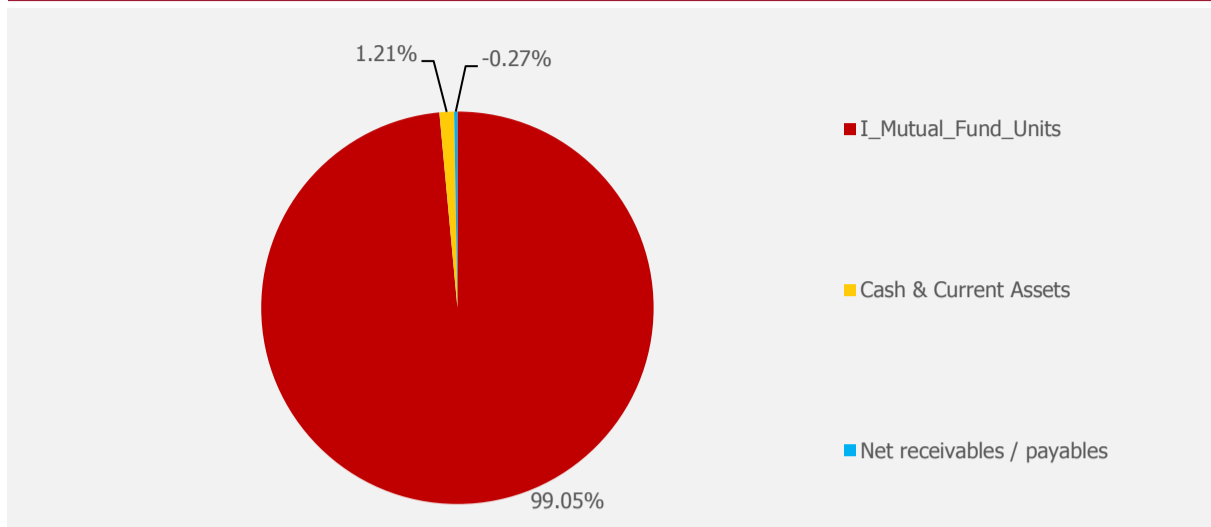
Inception Date 31-Dec-07

Note: All Returns less than one are Absolute and greater than one year are CAGR

Private & confidential. For internal circulation only

Mutual Fund investments are subject to market risks, read all scheme related documents carefully.

Asset Allocation (%)



Top 10 Holdings (% Net Assets)

Issuer	% of Net Assets
ING (L) Invest Global Real Estate - I Cap USD	99.05%

Concentration Analysis (% Net Assets)

Top Holdings	Top 3 Holdings	Top 5 Holdings	Nos of funds
99.05	99.05	99.05	1

Performance details of the schemes managed by Shравan Kumar Sreenivasula

Top 3 Schemes

Date of Inception: December 28,2006	Birla Sun Life Active Debt Multi Manager FoF Scheme			Crisil Composite Bond Fund Index [#]		Nifty 50 ^{##}	
	NAV Per Unit * (Rs.)	Return (%)	Value of Standard Investment of Rs. 10000	Return (%)	Value of Standard Investment of Rs. 10000	Return (%)	Value of Standard Investment of Rs. 10000
Since inception till Mar 31,2016 (CAGR)	10.0000	7.83	20,103	7.51	19,557	7.47	19,490
Mar 31, 2015 - Mar 31, 2016(Absolute)	19.1233	5.13	10,513	8.24	10,824	-8.86	9,114
Mar 28, 2014 - Mar 31, 2015(Absolute)	16.7855	13.93	11,393	14.67	11,467	26.81	12,681
Mar 28, 2013 - Mar 31, 2014(Absolute)	16.2017	3.63	10,363	4.39	10,439	17.98	11,798

Date of Inception: March 20,2012	Birla Sun Life Gold Fund			Prices of Gold [#]		Nifty 50 ^{##}	
	NAV Per Unit * (Rs.)	Return (%)	Value of Standard Investment of Rs. 10000	Return (%)	Value of Standard Investment of Rs. 10000	Return (%)	Value of Standard Investment of Rs. 10000
Since inception till Mar 31,2016 (CAGR)	10.0000	-1.77	9,305	1.31	10,539	9.97	14,671
Mar 31, 2015 - Mar 31, 2016(Absolute)	8.8583	5.03	10,503	10.86	11,086	-8.86	9,114
Mar 31, 2014 - Mar 31, 2015(Absolute)	9.7290	-8.95	9,105	-8.34	9,166	26.65	12,665
Mar 28, 2013 - Mar 31, 2014(Absolute)	10.1004	-3.68	9,632	-3.20	9,680	17.98	11,798

Date of Inception: May 09,2011	Birla Sun Life Financial Planning FoF Conservative			Composite Index [#]		Nifty 50 ^{##}	
	NAV Per Unit * (Rs.)	Return (%)	Value of Standard Investment of Rs. 10000	Return (%)	Value of Standard Investment of Rs. 10000	Return (%)	Value of Standard Investment of Rs. 10000
Since inception till Mar 31,2016 (CAGR)	10.0000	8.27	14,759	6.83	13,822	9.07	23,068
Mar 31, 2015 - Mar 31, 2016(Absolute)	14.2135	3.85	10,385	4.98	10,498	-8.86	9,114
Mar 28, 2014 - Mar 31, 2015(Absolute)	12.3693	14.91	11,491	4.06	10,406	26.81	12,681
Mar 28, 2013 - Mar 31, 2014(Absolute)	11.4724	7.88	10,788	3.22	10,322	17.98	11,798

\$ 20% Nifty 50 + 44% CRISIL Liquid Fund + 24% CRISIL Composite Bond Fund + 12%INR price of Gold

Bottom 3 Schemes

Date of Inception: August 17,2006	Birla Sun Life Asset Allocator Multi Manager FoF Scheme			Crisil Balanced Fund Index [#]		Nifty 50 ^{##}	
	NAV Per Unit * (Rs.)	Return (%)	Value of Standard Investment of Rs. 10000	Return (%)	Value of Standard Investment of Rs. 10000	Return (%)	Value of Standard Investment of Rs. 10000
Since inception till Mar 31,2016 (CAGR)	10.0000	8.14	21,242	9.16	23,252	9.07	23,068
Mar 31, 2015 - Mar 31, 2016(Absolute)	21.1498	0.42	10,042	-2.90	9,710	-8.86	9,114
Mar 28, 2014 - Mar 31, 2015(Absolute)	15.4510	36.88	13,688	22.66	12,266	26.81	12,681
Mar 28, 2013 - Mar 31, 2014(Absolute)	13.7910	12.14	11,214	13.40	11,340	17.98	11,798

Date of Inception: May 09,2011	Birla Sun Life Financial Planning FoF Aggressive			Composite Index [#]		Nifty 50 ^{##}	
	NAV Per Unit * (Rs.)	Return (%)	Value of Standard Investment of Rs. 10000	Return (%)	Value of Standard Investment of Rs. 10000	Return (%)	Value of Standard Investment of Rs. 10000
Since inception till Mar 31,2016 (CAGR)	10.0000	10.44	16,265	6.93	13,885	9.07	23,068
Mar 31, 2015 - Mar 31, 2016(Absolute)	16.4120	-0.88	9,912	-4.30	9,570	-8.86	9,114
Mar 28, 2014 - Mar 31, 2015(Absolute)	12.1996	34.53	13,453	18.17	11,817	26.81	12,681
Mar 28, 2013 - Mar 31, 2014(Absolute)	10.6491	14.68	11,468	11.85	11,185	17.98	11,798

\$ 70% Nifty 50 + 15% CRISIL Liquid Fund +10% CRISIL Composite Bond Fund +5% INR price of Gold

Date of Inception: September 17,2008	Birla Sun Life Global Commodities Fund			Composite Index [#]		Nifty 50 ^{##}	
	NAV Per Unit * (Rs.)	Return (%)	Value of Standard Investment of Rs. 10000	Return (%)	Value of Standard Investment of Rs. 10000	Return (%)	Value of Standard Investment of Rs. 10000
Since inception till Mar 31,2016 (CAGR)	10.0000	0.59	10,454	2.92	12,424	9.12	19,310
Mar 31, 2015 - Mar 31, 2016(Absolute)	11.4667	-8.85	9,115	-8.87	9,113	-8.86	9,114
Mar 31, 2014 - Mar 31, 2015(Absolute)	13.5239	-15.21	8,479	-8.77	9,123	26.65	12,665
Mar 28, 2013 - Mar 31, 2014(Absolute)	12.2783	10.14	11,014	18.62	11,862	17.98	11,798

\$ - 40% Dow Jones World Basic Materials Index + 40% Dow Jones World Oil and Gas Index + 20% MSCI AC World in INR terms

Scheme Benchmark, ## Additional Benchmark, * As on start of period considered above.

Past performance may or may not be sustained in future. Above performance if for Regular Growth option. Performance of Regular dividend option under the schemes for the investors would be net of distribution tax, if any. Load and Taxes are not considered for computation of returns. Mutual Fund investments are subject to market risks, read all scheme related documents carefully.

Private & confidential. For internal circulation only
Mutual Fund investments are subject to market risks, read all scheme related documents carefully.

Birla Sun Life Global Real Estate Fund

An Open ended Fund of Funds Scheme

March 2016



Schemes managed by Fund Managers

Schemes managed by Shravan Kumar Sreenivasula

Birla Sun Life Asset Allocation Fund - Conservative Plan
Birla Sun Life Asset Allocator Multi Manager FoF Scheme
Birla Sun Life Global Real Estate Fund
Birla Sun Life Financial Planning FoF Conservative
Birla Sun Life Gold Fund

Birla Sun Life Asset Allocation Fund - Moderate Plan
Birla Sun Life Active Debt Multi Manager FoF Scheme
Birla Sun Life Latin America Equity Fund
Birla Sun Life Financial Planning FoF Aggressive

Birla Sun Life Asset Allocation Fund - Aggressive Plan
Birla Sun Life 5 Star Multi Manager FoF Scheme
Birla Sun Life Global Commodities Fund
Birla Sun Life Financial Planning FoF Prudent

Disclaimer

This document is strictly confidential and meant for private circulation only and should not at any point of time be construed to be an invitation to the public for subscribing to the units of Birla Sun Life mutual Fund. Please note that this is not an advertisement. The document is solely for the information and understanding of intended recipients only. If you are not the intended recipient, you are hereby notified that any use, distribution, reproduction or any action taken or omitted to be taken in reliance upon the same is prohibited and may be unlawful. Views expressed herein should not be construed as investment advice to any party and are not necessarily those of Birla Sun Life Asset Management Company Ltd.(BSLAMC) or any of their officers, employees, personnel, directors and BSLAMC and its officers, employees, personnel, directors do not accept responsibility for the editorial content. Wherever possible, all the figures and data given are dated, and the same may or may not be relevant at a future date. Further, the opinions expressed and facts referred to in this document are subject to change without notice and BSLAMC is under no obligation to update the same. While utmost care has been exercised, BSLAMC or any of its officers, employees, personnel, directors make no representation or warranty, express or implied, as to the accuracy, completeness or reliability of the content and hereby disclaim any liability with regard to the same. Recipients of this material should exercise due care and read all scheme related documents (including if necessary, obtaining the advice of tax/legal/accounting/financial/other professional(s) prior to taking of any decision, acting or omitting to act. Further, the recipient shall not copy/circulate/reproduce/quote contents of this document, in part or in whole, or in any other manner whatsoever without prior and explicit approval of BSLAMC. CIN: U65991MH1994PLC080811

Mutual Fund: Birla Sun Life Mutual Fund Asset Management Company/ Investment Manager: Birla Sun Life Asset Management Company Limited Registered Office: One India Bulls Centre, Tower - 1, 17th Floor Jupiter Mill Compound, 841, S. B. Marg, Elphinstone Road, Mumbai - 400013. Past performance may or may not be sustained in future. Source: ICRA Online Limited

Private & confidential. For internal circulation only

Mutual Fund investments are subject to market risks, read all scheme related documents carefully.