

Scheme Features

What is Birla Sun Life International Equity Fund - Plan A?

A fund that provides an opportunity to grow your money by investing in world class companies across the globe

Investment Objective

An Open-ended diversified equity scheme with an objective to generate long-term growth of capital, by investing predominantly in a diversified portfolio of equity and equity related securities in the international markets.

Why Birla Sun Life International Equity Fund - Plan A?

The fund is an ideal opportunity for investors seeking to take exposures to global brands. With investments across countries and across sectors, this provides much needed diversification to the investors portfolio.

Scheme Details

Scheme Name	Birla Sun Life International Equity Fund - Plan A
Inception Date	31-Oct-2007
Fund Manager	Vineet Maloo
Managing Fund Since	31-Oct-07
QAAUM (Rs. Cr) (31/03/2016)	57.80
Minimum Investment (Rs.)	5000
Minimum SIP Investment (Rs.)	1000
Benchmark Index	SP Global 1200
Entry Load	NIL
Exit Load	For redemption / switch-out of units within 365 days from the date of allotment: 1.00% of applicable NAV. For redemption / switchout of units after 365 days from the date of allotment: Nil

NAV Details as on March 31, 2016

Scheme Name	In (Rs.)
Regular Plan	
Birla Sun Life International Equity Fund - Plan A - Dividend	14.5758
Birla Sun Life International Equity Fund - Plan A - Growth	15.8420
Direct Plan[§]	
Birla Sun Life International Equity Fund - Plan A - Dir - Dividend	16.1284
Birla Sun Life International Equity Fund - Plan A - Dir - Growth	16.1170

[§] 'Direct Plan' is only for investors who purchase /subscribe Units in a Scheme directly with the Mutual Fund and is not available for investors who route their investments through a Distributor

Ratio Analysis as on March 31, 2016

Ratios	Birla Sun Life International Equity Fund - Plan A	SP Global 1200
Standard Deviation	11.69	11.81
Beta (Slope)	0.91	1.00
Sharpe	0.01	0.03
Alpha	-0.25	0.00

Standard Deviation, Sharpe ratio & Beta are calculated on Annualized basis using 3 years history of monthly returns. Risk free rate (91 days T-bill) - 7.26%

Dividend History

Date	Cum. Dividend NAV	Dividend (Rs. Per Unit)
27-Nov-14	16.15	0.94

Last 4 dividends declared for dividend option

Note: Dividends mentioned above were on a face value of Rs. 100/unit. The NAV of the scheme, pursuant to payout of dividend would fall to the extent of the payout and statutory levy, if applicable. Declaration of dividend is at the discretion of the trustees. Above statistics on dividend history are in Rs./ Unit.



About Fund Manager

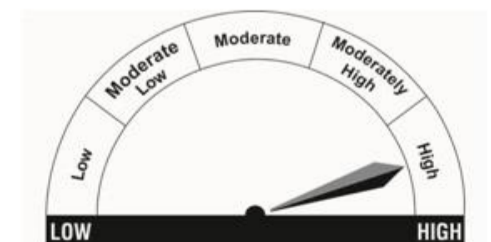
Vineet Maloo

Mr. Maloo is a Chartered Accountant. Prior to joining Birla Sun Life AMC he has worked with Hindalco

Birla Sun Life International Equity Fund - Plan A (An Open ended Diversified Equity Scheme)

This product is suitable for Investor who are seeking:

- 1 - long term capital growth
- 2 - Investments predominantly in equity and equity related securities in the international markets
3. Riskometer-High



Investors understand that their principal will be at High risk

Private & confidential. For internal circulation only
Mutual Fund investments are subject to market risks, read all scheme related documents carefully.

Birla Sun Life International Equity Fund - Plan A

An Open ended Diversified Equity Scheme

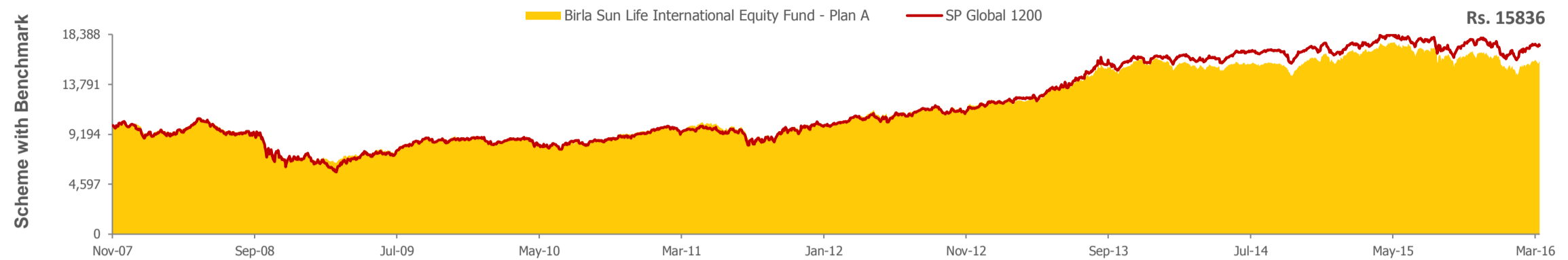
March 2016



Past performance may or may not be sustained in future. Below performance data is as on 31 Mar 2016, provided for Regular Plan - Growth Option, unless otherwise stated

Yearly and Cumulative Performance

Growth of Rs. 10,000 invested in the scheme since Inception vs category & Benchmark index Performance



Calendar Year Returns (%)

	2007	2008	2009	2010	2011	2012	2013	2014	2015	2016(YTD)
Birla Sun Life International Equity - Plan A	NA	-30.00	26.23	4.90	7.89	16.25	36.44	1.67	-0.02	-3.24
SP Global 1200[#]	NA	-28.19	22.16	4.88	9.71	17.08	38.50	5.12	1.28	-0.64
Nifty 50^{##}	54.40	-51.70	75.76	17.95	-24.68	27.53	6.76	31.39	-4.06	-2.62
Inception Date	31-Oct-07									

Systematic Investment Plan

Investment Period	Total Investment (In Rs.)	Value of SIP (In Rs.)			Returns (%)		
		Birla Sun Life International Equity Fund - Plan A	SP Global 1200 [#]	Nifty 50 ^{##}	Birla Sun Life International Equity Fund - Plan A	SP Global 1200 [#]	Nifty 50 ^{##}
Since Inception	100,000	147,541	201,502	142,494	9.12	16.30	8.31
Last 5 Years	60,000	72,979	79,274	73,499	7.77	11.09	8.05
Last 3 Years	36,000	36,802	38,482	38,955	1.44	4.38	5.19
Last 1 Year	12,000	11,594	11,837	11,538	-6.22	-2.51	-7.07

The data assumes the investment of Rs. 1,000 on 1st every month or subsequent working day. Returns are calculated after accounting for the cash flow by using the XIIR method (Investment Internal Rate of Return)

Investment Performance

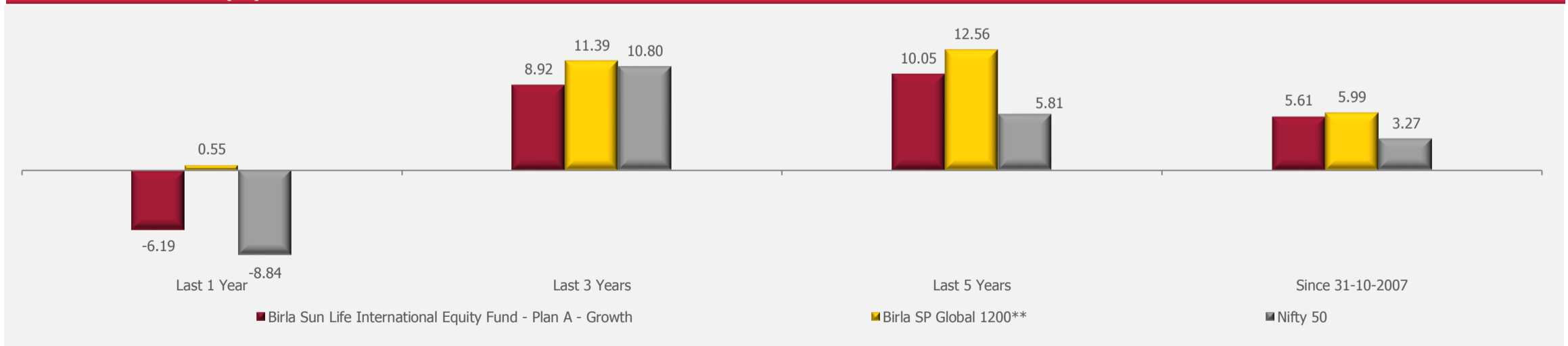
NAV as on March 31, 2016: Rs.15.842

Date of Inception: Oct 31, 2007	NAV Per Unit* (Rs.)	Birla Sun Life International Equity Fund - Plan A (%)	SP Global 1200 [#] (%)	Nifty 50 ^{##} (%)	Value of Standard Investment of Rs. 10,000 in		
					Birla Sun Life International Equity Fund - Plan A (Rs.)	SP Global 1200 [#] (Rs.)	Nifty 50 ^{##} (Rs.)
Since inception till Mar 31, 2016 (CAGR)	10.0000	5.61	5.99	3.27	15,836	16,322	13,113
Mar 31, 2015 to Mar 31, 2016 (Absolute)	16.8897	-6.20	0.55	-8.86	9,380	10,055	9,114
Mar 31, 2014 to Mar 31, 2015 (Absolute)	15.2262	10.93	7.91	26.65	11,093	10,791	12,665
Mar 28, 2013 to Mar 31, 2014 (Absolute)	12.2480	24.32	27.49	17.98	12,432	12,749	11,798

Scheme Benchmark, ## Additional Benchmark, * As on start of period considered above.

Past performance may or may not be sustained in future. Returns for dividend option would assume reinvestment of dividends declared, net of dividend distribution tax, if any, at the then prevailing NAV. Load and Taxes are not considered for computation of returns.

Scheme Performance (%)

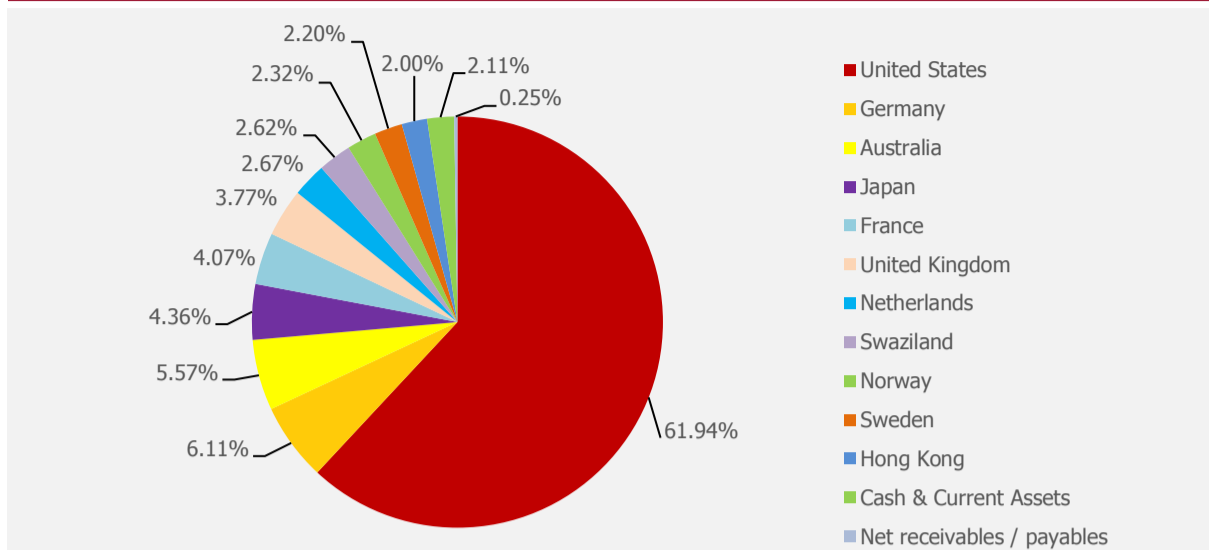


Inception Date 31-Oct-07

Note: All Returns less than one are Absolute and greater than one year are CAGR

Private & confidential. For internal circulation only
Mutual Fund investments are subject to market risks, read all scheme related documents carefully.

Asset Allocation (%)



Top 10 Holdings (% Net Assets)

Issuer	% of Net Assets
Aetna Inc New	5.16%
McKesson Corp.	4.81%
Valero Energy Corporation Ltd	3.62%
Fedex Corp	3.29%
Apple Inc.	3.22%
THE BOEING CO	3.20%
Westfield Corporation	3.10%
Delta Air Lines Inc	2.95%
AXA SA	2.89%
Japan Airlines Co Ltd	2.86%

Concentration Analysis (% Net Assets)

Top Holdings	Top 3 Holdings	Top 5 Holdings	Nos of funds
5.16	13.59	20.1	39

Birla Sun Life International Equity Fund - Plan A

An Open ended Diversified Equity Scheme

March 2016



Performance details of the schemes managed by Vineet Maloo

Top 3 Schemes

Date of Inception: May 22,2004	Birla Sun Life MIP II - Savings 5			Crisil MIP Blended Index [#]		Crisil 10 Yr Gilt Index ^{##}	
	NAV Per Unit * (Rs.)	Return (%)	Value of Standard Investment of Rs. 10000	Return (%)	Value of Standard Investment of Rs. 10000	Return (%)	Value of Standard Investment of Rs. 10000
Since inception till Mar 31,2016 (CAGR)	10.0000	9.05	27,955	7.98	24,868	5.29	18,435
Mar 31, 2015 - Mar 31, 2016(Absolute)	26.4858	6.05	10,605	5.67	10,567	7.97	10,797
Mar 31, 2014 - Mar 31, 2015(Absolute)	22.4831	17.80	11,780	16.45	11,645	14.57	11,457
Mar 28, 2013 - Mar 31, 2014(Absolute)	20.8859	7.65	10,765	6.52	10,652	-0.96	9,904

Date of Inception: July 14,1999	Birla Sun Life Monthly Income			Crisil MIP Blended Index [#]		Crisil 10 Yr Gilt Index ^{##}	
	NAV Per Unit * (Rs.)	Return (%)	Value of Standard Investment of Rs. 10000	Return (%)	Value of Standard Investment of Rs. 10000	Return (%)	Value of Standard Investment of Rs. 10000
Since inception till Mar 31,2016 (CAGR)	10.0000	10.81	55,671	NA	NA	NA	NA
Mar 31, 2015 - Mar 31, 2016(Absolute)	53.1529	4.79	10,479	5.67	10,567	7.97	10,797
Mar 31, 2014 - Mar 31, 2015(Absolute)	44.8576	18.49	11,849	16.45	11,645	14.57	11,457
Mar 28, 2013 - Mar 31, 2014(Absolute)	41.8609	7.16	10,716	6.52	10,652	-0.96	9,904

Date of Inception: November 20,2000	Birla Sun Life MIP			Crisil MIP Blended Index [#]		Crisil 10 Yr Gilt Index ^{##}	
	NAV Per Unit * (Rs.)	Return (%)	Value of Standard Investment of Rs. 10000	Return (%)	Value of Standard Investment of Rs. 10000	Return (%)	Value of Standard Investment of Rs. 10000
Since inception till Mar 31,2016 (CAGR)	10.0000	9.32	39,338	NA	NA	NA	NA
Mar 31, 2015 - Mar 31, 2016(Absolute)	37.7313	4.30	10,430	5.67	10,567	7.97	10,797
Mar 31, 2014 - Mar 31, 2015(Absolute)	32.8954	14.70	11,470	16.45	11,645	14.57	11,457
Mar 28, 2013 - Mar 31, 2014(Absolute)	30.4733	7.95	10,795	6.52	10,652	-0.96	9,904

Bottom 3 Schemes

Date of Inception: October 31,2007	Birla Sun Life International Equity Fund - Plan A			S&P Global 1200 [*]		Nifty 50 ^{##}	
	NAV Per Unit * (Rs.)	Return (%)	Value of Standard Investment of Rs. 10000	Return (%)	Value of Standard Investment of Rs. 10000	Return (%)	Value of Standard Investment of Rs. 10000
Since inception till Mar 31,2016 (CAGR)	10.0000	5.61	15,836	5.99	16,322	3.27	13,113
Mar 31, 2015 - Mar 31, 2016(Absolute)	16.8897	-6.20	9,380	0.55	10,055	-8.86	9,114
Mar 31, 2014 - Mar 31, 2015(Absolute)	15.2262	10.93	11,093	7.91	10,791	26.65	12,665
Mar 28, 2013 - Mar 31, 2014(Absolute)	12.2480	24.32	12,432	27.49	12,749	17.98	11,798

Date of Inception: October 31,2007	Birla Sun Life International Equity Fund - Plan B			Composite Index ^{##}		Nifty 50 ^{##}	
	NAV Per Unit * (Rs.)	Return (%)	Value of Standard Investment of Rs. 10000	Return (%)	Value of Standard Investment of Rs. 10000	Return (%)	Value of Standard Investment of Rs. 10000
Since inception till Mar 31,2016 (CAGR)	10.0000	3.50	13,361	5.86	16,154	3.27	13,113
Mar 31, 2015 - Mar 31, 2016(Absolute)	14.2563	-6.28	9,372	-8.86	10,011	-8.86	9,114
Mar 31, 2014 - Mar 31, 2015(Absolute)	11.0230	29.33	12,933	26.65	10,894	26.65	12,665
Mar 28, 2013 - Mar 31, 2014(Absolute)	9.4582	16.54	11,654	17.98	12,701	17.98	11,798

\$ - 65% S&P BSE 200 + 35% S&P Global 1200

Date of Inception: February 26,2003	Birla Sun Life Dividend Yield Plus			Nifty 500 [#]		Nifty 50 ^{##}	
	NAV Per Unit * (Rs.)	Return (%)	Value of Standard Investment of Rs. 10000	Return (%)	Value of Standard Investment of Rs. 10000	Return (%)	Value of Standard Investment of Rs. 10000
Since inception till Mar 31,2016 (CAGR)	10.0000	21.34	126,057	17.82	85,717	16.47	73,705
Mar 31, 2015 - Mar 31, 2016(Absolute)	141.2600	-10.75	8,925	-7.54	9,246	-8.86	9,114
Mar 31, 2014 - Mar 31, 2015(Absolute)	98.8800	42.86	14,286	33.56	13,356	26.65	12,665
Mar 28, 2013 - Mar 31, 2014(Absolute)	86.2800	14.60	11,460	17.72	11,772	17.98	11,798

Scheme Benchmark, ## Additional Benchmark, * As on start of period considered above.

Past performance may or may not be sustained in future. Above performance if for Regular Growth option. Performance of Regular dividend option under the schemes for the investors would be net of distribution tax, if any. Load and Taxes are not considered for computation of returns. Mutual Fund investments are subject to market risks, read all scheme related documents carefully.

Private & confidential. For internal circulation only
Mutual Fund investments are subject to market risks, read all scheme related documents carefully.

Birla Sun Life International Equity Fund - Plan A

An Open ended Diversified Equity Scheme

March 2016



Schemes managed by Fund Managers

Schemes managed by Vineet Maloo

Birla Sun Life International Equity Fund - Plan A

Birla Sun Life International Equity Fund - Plan B

Schemes co-managed by Vineet Maloo

Birla Sun Life MIP

Birla Sun Life Dividend Yield Plus

Birla Sun Life MIP II - Savings 5

Birla Sun Life MIP II - Wealth 25

Birla Sun Life Dynamic Asset Allocation Fund

Birla Sun Life Monthly Income

Disclaimer

This document is strictly confidential and meant for private circulation only and should not at any point of time be construed to be an invitation to the public for subscribing to the units of Birla Sun Life mutual Fund. Please note that this is not an advertisement. The document is solely for the information and understanding of intended recipients only. If you are not the intended recipient, you are hereby notified that any use, distribution, reproduction or any action taken or omitted to be taken in reliance upon the same is prohibited and may be unlawful. Views expressed herein should not be construed as investment advice to any party and are not necessarily those of Birla Sun Life Asset Management Company Ltd.(BSLAMC) or any of their officers, employees, personnel, directors and BSLAMC and its officers, employees, personnel, directors do not accept responsibility for the editorial content. Wherever possible, all the figures and data given are dated, and the same may or may not be relevant at a future date. Further, the opinions expressed and facts referred to in this document are subject to change without notice and BSLAMC is under no obligation to update the same. While utmost care has been exercised, BSLAMC or any of its officers, employees, personnel, directors make no representation or warranty, express or implied, as to the accuracy, completeness or reliability of the content and hereby disclaim any liability with regard to the same. Recipients of this material should exercise due care and read all scheme related documents (including if necessary, obtaining the advice of tax/legal/accounting/financial/other professional(s) prior to taking of any decision, acting or omitting to act. Further, the recipient shall not copy/circulate/reproduce/quote contents of this document, in part or in whole, or in any other manner whatsoever without prior and explicit approval of BSLAMC. CIN: U65991MH1994PLC080811

Mutual Fund: Birla Sun Life Mutual Fund Asset Management Company/ Investment Manager: Birla Sun Life Asset Management Company Limited Registered Office: One India Bulls Centre, Tower - 1, 17th Floor Jupiter Mill Compound, 841, S. B. Marg, Elphinstone Road, Mumbai - 400013. Past performance may or may not be sustained in future. Source: ICRA Online Limited

Private & confidential. For internal circulation only

Mutual Fund investments are subject to market risks, read all scheme related documents carefully.