

Birla Sun Life Balanced 95 Fund

An Open ended Balanced Scheme

May 2016



Scheme Features

What is Birla Sun Life Balanced 95 Fund?

A fund that seeks to achieve long-term growth of your investment at moderate levels of risk by striking a balance between potential growth of equity and relative safety of debt.

Investment Objective

The objective of the scheme is to generate long term growth of capital and current income, through a portfolio with a target allocation of 60% equity and 40% debt and money market securities. The secondary objective is income generation and distribution of dividend.

Why Birla Sun Life Balanced 95 Fund?

Birla Sun Life Balanced 95 Fund invest in a mix of equities, bond, money market instruments etc. with an objective to achieve growth and income, while attempting to minimise volatility. The fund has the flexibility to maintain equity exposure between 50% to 75% depending on the market conditions. The fund also intends to follow a flexi cap approach on market cap depending on risk return profile of various sub segments of the market.

Scheme Details

Scheme Name	Birla Sun Life Balanced 95 Fund
Launch Date	10-Feb-95
Fund Manager	Mahesh Patil, Pranay Sinha
Managing Fund Since	16-Jan-14, 17-Aug-2015
(31/03/2016)	2341.7
Minimum Investment (Rs.)	5000
Minimum SIP Investment (Rs.)	1000
Benchmark Index	CRISIL Balanced Fund - Aggressive Index
Entry Load	NIL
Exit Load	For redemption/switch out of units within 365 days from the date of allotment: 1.00% of applicable NAV For redemption/switch out of units after 365 days from the date of allotment: Nil

Style Box



Ratio Analysis as on May 31, 2016

Ratios	Birla Sun Life Balanced 95 Fund	CRISIL Balanced Fund - Aggressive Index
Standard Deviation	13.09	10.83
Beta (Slope)	1.12	1.00
Sharpe	0.06	0.02
Alpha	0.61	0.00

Standard Deviation, Sharpe ratio & Beta are calculated on Annualised basis using 3 years history of monthly returns. Risk free rate (91 days T-bill) - 6.85%

Dividend History

Date	Cum. Dividend NAV	Dividend (Rs. per unit)
18-Mar-16	131.05	2.65
23-Dec-15	137.67	2.85
22-Sep-15	142.58	7.50
26-Jun-15	152.32	7.5

Last 4 dividends declared for dividend option

Since inception the scheme has declared dividend for 28 times

NAV Details as on May 31, 2016

Scheme Name	In (Rs.)
Regular Plan	
Birla Sun Life Balanced 95 Fund - Dividend	137.9100
Birla Sun Life Balanced 95 Fund - Growth	583.5700
Direct Plan\$	
Birla Sun Life Balanced 95 Fund - Dir - Dividend	179.1300
Birla Sun Life Balanced 95 Fund - Dir - Growth	601.7600

\$ 'Direct Plan' is only for investors who purchase /subscribe Units in a Scheme directly with the Mutual Fund and is not available for investors who route their investments through a Distributor



About Fund Manager

Mahesh Patil

Mr. Mahesh Patil joined Birla Sun life Asset Management Company in October 2005. He has over 23 years of experience in fund management, equity research and corporate finance. Prior to joining BSLAMC, he has worked with Reliance Infocom Ltd. in Business Strategy. Mahesh is an Engineer and an MBA. He also holds the CFA charter from ICFAI Hyderabad.



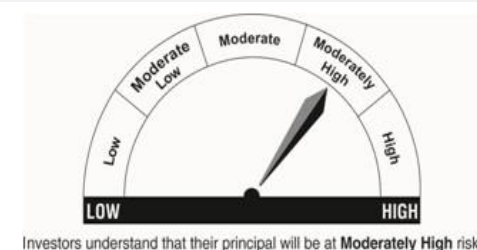
Pranay Sinha

Mr. Sinha has done B.Tech in Aerospace Engg. from IIT Kharagpur and PGDM with Major in Finance from IIM Calcutta. Prior to joining BSLAMC, he has worked with BNP Paribas Bank (October 2010 - August,2014) , Morgan Stanley Investment Management Pvt. Ltd. (March 2008 - October 2010) and ICICI Prudential Asset Management Co. Ltd. (October 2005 - March 2008).

Birla Sun Life Balanced 95 Fund (An Open Ended Balanced Scheme)

This product is suitable for Investor who are seeking:

1. Long term capital growth and income
2. Investment predominantly in equity and equity related securities as well as debt and money market instruments
3. Riskometer - Moderately High



Investors understand that their principal will be at Moderately High risk

Private & confidential. For internal circulation only
Mutual Fund investments are subject to market risks, read all scheme related documents carefully.

Birla Sun Life Balanced 95 Fund

An Open ended Balanced Scheme

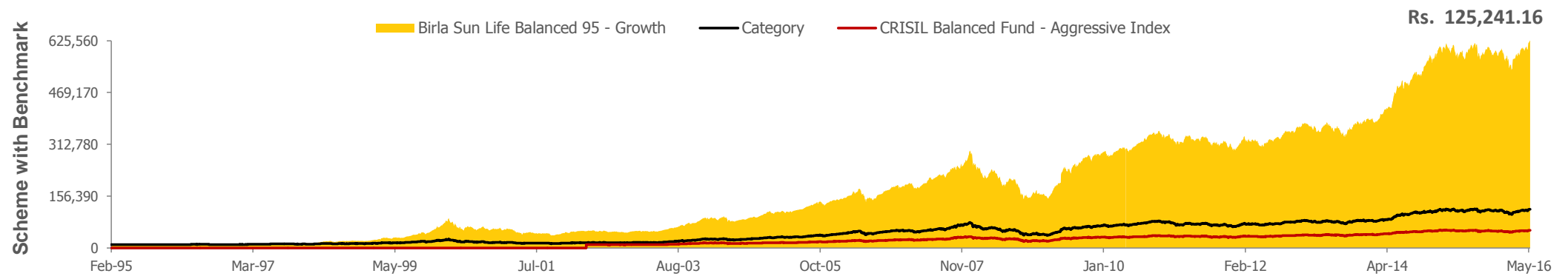
May 2016



Past performance may or may not be sustained in future. Below performance data is as on 31 May 2016, provided for Regular Plan - Growth Option, unless otherwise stated

Yearly and Cumulative Performance

Growth of Rs. 10,000 invested in the scheme since Inception vs category & Benchmark index Performance



Calendar Year Returns (%)

	2007	2008	2009	2010	2011	2012	2013	2014	2015	2016(YTD)
Birla Sun Life Balanced 95 - Growth	52.07	-40.22	70.20	19.66	-13.89	24.45	6.10	48.56	3.36	3.50
CRISIL Balanced Fund - Aggressive Index#	36.77	-34.34	48.65	13.57	-14.39	21.21	6.05	25.34	0.48	3.30
Nifty 50##	54.40	-51.70	75.76	17.95	-24.68	27.53	6.76	31.39	-4.06	2.69
Category Average	46.55	-41.05	59.02	15.56	-15.01	26.66	6.69	38.92	3.43	1.86

Inception Date: 10-Feb-95

Systematic Investment Plan

Investment Period	Total Investment (In Rs.)	Value of SIP (In Rs.)			Returns (%)		
		Birla Sun Life Balanced 95	CRISIL Balanced Fund - Aggressive Index#	Nifty 50##	Birla Sun Life Balanced 95	CRISIL Balanced Fund - Aggressive Index#	Nifty 50##
Since Inception	255,000	3,567,678	845,150	1,102,105	20.96	10.12	12.18
Last 5 Years	60,000	90,701	76,969	76,776	16.55	9.90	9.80
Last 3 Years	36,000	45,949	41,050	40,391	16.52	8.72	7.62
Last 1 Year	12,000	12,614	12,442	12,341	9.63	6.91	5.30

The data assumes the investment of Rs. 1,000 on 1st every month or subsequent working day. Returns are calculated after accounting for the cash flow by using the XIIR method (Investment Internal Rate of Return)

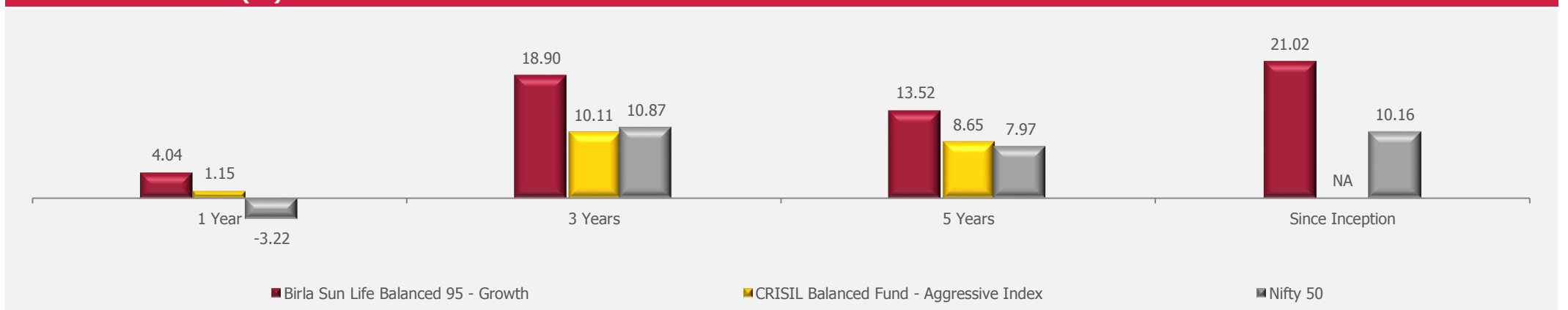
Investment Performance

Date of Inception: Feb 10, 1995	NAV Per Unit* (Rs.)	Birla Sun Life Balanced 95 (%)	CRISIL Balanced Fund - Aggressive Index# (%)	Nifty 50## (%)	Value of Standard Investment of Rs. 10,000 in		
					Birla Sun Life Balanced 95 (Rs.)	CRISIL Balanced Fund - Aggressive Index# (Rs.)	Nifty 50## (Rs.)
Since inception till May 31, 2016(CAGR)	10.00	21.02	NA	10.16	583892	NA	78679
May 29, 2015 to May 31, 2016 (Absolute)	560.74	4.07	1.17	-3.24	10407	10117	9676
May 30, 2014 to May 29, 2015 (Absolute)	436.67	28.41	15.31	16.65	12841	11531	11665
May 31, 2013 to May 30, 2014 (Absolute)	346.97	25.85	14.48	20.78	12585	11448	12078

Scheme Benchmark, ## Additional Benchmark, * As on start of period considered above.

Past performance may or may not be sustained in future. Returns for dividend option would assume reinvestment of dividends declared, net of dividend distribution tax, if any, at the then prevailing NAV. Load and Taxes are not considered for computation of returns. Fund Manager: Mahesh Patil and Prasad Dhonde. For list of schemes managed by Mahesh patil and Prasad Dhonde, please refer to page 5

Scheme Performance (%)



Inception Date: 10-Feb-95

Private & confidential. For internal circulation only
Mutual Fund investments are subject to market risks, read all scheme related documents carefully.

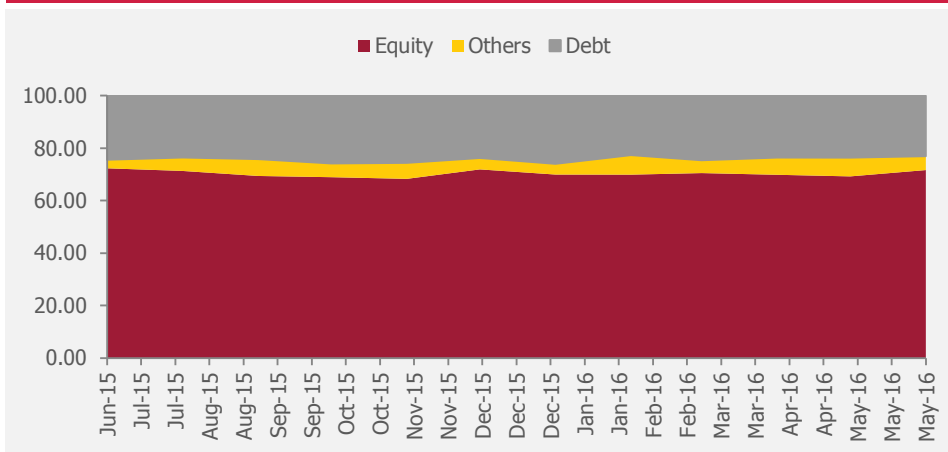
Birla Sun Life Balanced 95 Fund

An Open ended Balanced Scheme

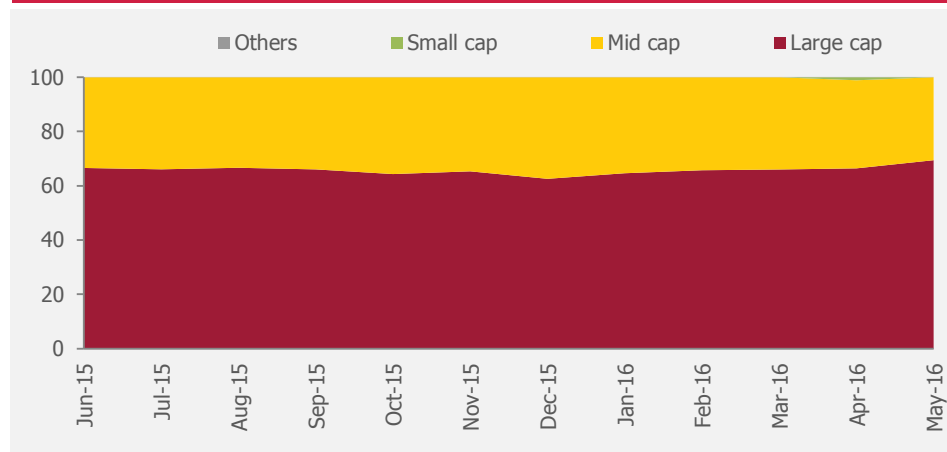
May 2016



Asset Allocation (%)



Market Capitalization (%)

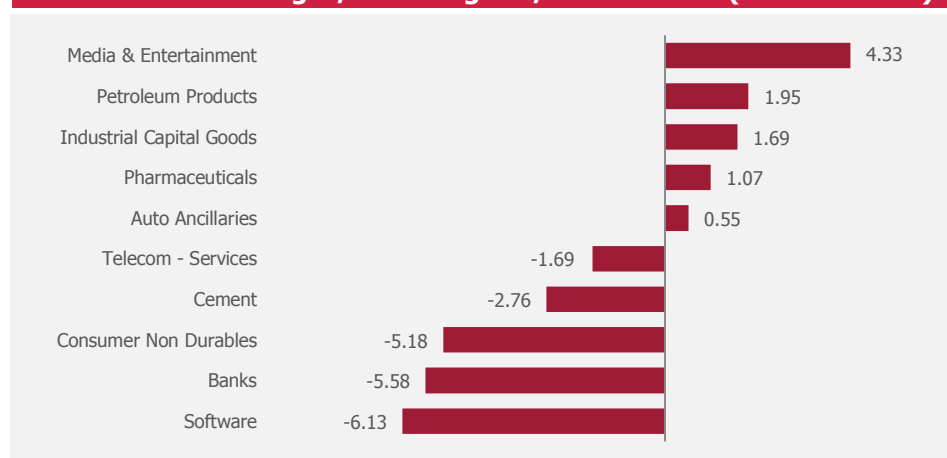


Large-cap stocks: >17679 (by market cap); Mid-cap: >1972-17679 (by market cap); Small-cap: 0-1972 (by market cap); Index CNX 500; Based on ICRA Online classification.

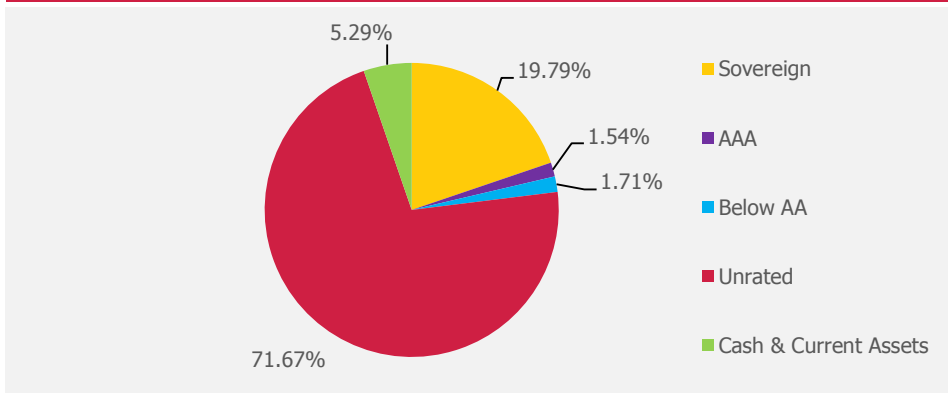
Top 10 Holdings (% Net Assets)

Issuer	% of Net Assets
Government of India	19.28%
Infosys Limited	4.40%
HDFC Bank Limited	3.90%
Tata Motors Limited	2.87%
Reliance Industries Limited	2.72%
Maruti Suzuki India Limited	2.37%
Larsen & Toubro Limited	2.23%
ICICI Bank Limited	2.05%
Yes Bank Limited	1.65%
HCL Technologies Limited	1.54%

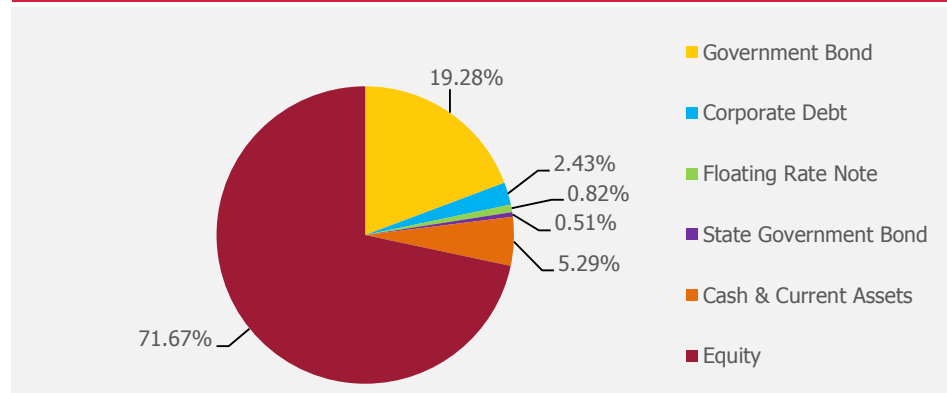
Portfolio Underweight/Overweight v/s benchmark (% Net Assets)



Rating Profile



Instrument Wise Composition



Concentration Analysis (% Net Assets)

Top 3 Equity Holdings	Top 5 Equity Holdings	Top 10 Equity Holdings	Top Sector	Top 3 Sectors	Top 5 Sectors	Nos of Scrips
11.17	16.26	25.23	13.28	25.93	36.21	83

Top Sectors (% Net Assets)

Sector Name	May-16	Apr-16	Mar-16	Feb-16	Jan-16	Dec-15
Government Bond	19.28	19.31	19.00	20.38	18.53	19.65
Banks	13.01	13.28	13.83	13.09	13.80	13.87
Software	7.53	6.87	6.69	7.02	7.06	6.41
Auto	7.51	4.96	5.05	3.66	4.04	4.39
Pharmaceuticals	6.34	6.12	6.17	7.95	7.80	6.54
Finance	6.14	5.13	4.00	4.60	4.84	4.96
Petroleum Products	5.81	5.32	5.69	5.80	6.42	6.36
Media & Entertainment	3.70	4.00	4.16	4.09	4.34	4.52
Consumer Non Durables	3.56	3.78	4.08	4.24	3.55	2.81
Industrial Products	2.95	3.03	3.12	3.32	3.36	3.78

Private & confidential. For internal circulation only

Mutual Fund investments are subject to market risks, read all scheme related documents carefully.

Birla Sun Life Balanced 95 Fund

An Open ended Balanced Scheme

May 2016



Performance details of the schemes managed by Mahesh Patil

Date of Inception: March 27,2008	Birla Sun Life Pure Value Fund			S&P BSE 200 [#]		Nifty 50 ^{##}	
	NAV Per Unit * (Rs.)	Return (%)	Value of Standard Investment of Rs. 10000	Return (%)	Value of Standard Investment of Rs. 10000	Return (%)	Value of Standard Investment of Rs. 10000
Since inception till May 31,2016 (CAGR)	10.0000	18.28	39,507	7.14	17,584	6.62	16,897
May 29, 2015 - May 31, 2016(Absolute)	37.3400	5.80	10,580	-2.55	9,745	-3.24	9,676
May 30, 2014 - May 29, 2015(Absolute)	30.8100	21.22	12,122	19.70	11,970	16.65	11,665
May 31, 2013 - May 30, 2014(Absolute)	17.3200	77.82	17,782	22.50	12,250	20.78	12,078

Date of Inception: February 10,1995	Birla Sun Life Balanced 95 Fund			CRISIL Balanced Fund - Aggressive Index [#]		Nifty 50 ^{##}	
	NAV Per Unit * (Rs.)	Return (%)	Value of Standard Investment of Rs. 10000	Return (%)	Value of Standard Investment of Rs. 10000	Return (%)	Value of Standard Investment of Rs. 10000
Since inception till May 31,2016 (CAGR)	10.0000	21.02	583,892	NA	NA	10.16	78,679
May 29, 2015 - May 31, 2016(Absolute)	560.7400	4.07	10,407	1.17	10,117	-3.24	9,676
May 30, 2014 - May 29, 2015(Absolute)	436.6700	28.41	12,841	15.31	11,531	16.65	11,665
May 31, 2013 - May 30, 2014(Absolute)	346.9700	25.85	12,585	14.48	11,448	20.78	12,078

Date of Inception: August 30,2002	Birla Sun Life Frontline Equity Fund			S&P BSE 200 [#]		Nifty 50 ^{##}	
	NAV Per Unit * (Rs.)	Return (%)	Value of Standard Investment of Rs. 10000	Return (%)	Value of Standard Investment of Rs. 10000	Return (%)	Value of Standard Investment of Rs. 10000
Since inception till May 31,2016 (CAGR)	10.0000	22.59	164,925	17.42	91,152	16.39	80,744
May 29, 2015 - May 31, 2016(Absolute)	163.4800	0.93	10,093	-2.55	9,745	-3.24	9,676
May 30, 2014 - May 29, 2015(Absolute)	129.8800	25.87	12,587	19.70	11,970	16.65	11,665
May 31, 2013 - May 30, 2014(Absolute)	99.4600	30.59	13,059	22.50	12,250	20.78	12,078

Date of Inception: October 24,2005	Birla Sun Life Top 100 Fund			Nifty 50 [#]		S&P BSE Sensex ^{##}	
	NAV Per Unit * (Rs.)	Return (%)	Value of Standard Investment of Rs. 10000	Return (%)	Value of Standard Investment of Rs. 10000	Return (%)	Value of Standard Investment of Rs. 10000
Since inception till May 31,2016 (CAGR)	10.0000	14.81	43,279	12.25	34,071	12.12	33,655
May 29, 2015 - May 31, 2016(Absolute)	43.1500	0.32	10,032	-3.24	9,676	-4.17	9,583
May 30, 2014 - May 29, 2015(Absolute)	34.6500	24.52	12,452	16.65	11,665	14.91	11,491
May 31, 2013 - May 30, 2014(Absolute)	25.3600	36.65	13,665	20.78	12,078	22.56	12,256

Date of Inception: March 17,2006	Birla Sun Life Infrastructure Fund			Nifty 50 [#]		S&P BSE Sensex ^{##}	
	NAV Per Unit * (Rs.)	Return (%)	Value of Standard Investment of Rs. 10000	Return (%)	Value of Standard Investment of Rs. 10000	Return (%)	Value of Standard Investment of Rs. 10000
Since inception till May 31,2016 (CAGR)	10.0000	9.34	24,893	9.48	25,220	9.19	24,546
May 29, 2015 - May 31, 2016(Absolute)	26.6000	-6.43	9,357	-3.24	9,676	-4.17	9,583
May 30, 2014 - May 29, 2015(Absolute)	21.2300	25.29	12,529	16.65	11,665	14.91	11,491
May 31, 2013 - May 30, 2014(Absolute)	14.4400	47.02	14,702	20.78	12,078	22.56	12,256

Scheme Benchmark, ## Additional Benchmark, * As on start of period considered above.

Past performance may or may not be sustained in future. Above performance if for Regular Growth option. Performance of Regular dividend option under the schemes for the investors would be net of distribution tax, if any. Load and Taxes are not considered for computation of returns. Mutual Fund investments are subject to market risks, read all scheme related documents carefully.

Private & confidential. For internal circulation only

Mutual Fund investments are subject to market risks, read all scheme related documents carefully.

Birla Sun Life Balanced 95 Fund

An Open ended Balanced Scheme

May 2016



Performance details of the schemes managed by Pranay Sinha

Top 3 Schemes

Date of Inception: May 01,2004	Birla Sun Life MIP II - Savings 5			Crisil MIP Blended Index [#]		Nifty 50 ^{##}	
	NAV Per Unit * (Rs.)	Return (%)	Value of Standard Investment of Rs. 10000	Return (%)	Value of Standard Investment of Rs. 10000	Return (%)	Value of Standard Investment of Rs. 10000
Since inception till May 31,2016 (CAGR)	10.0000	9.10	28,663	7.82	24,851	13.33	45,400
May 29, 2015 - May 31, 2016(Absolute)	26.6300	7.64	10,764	7.21	10,721	-3.24	9,676
May 30, 2014 - May 29, 2015(Absolute)	23.3300	14.17	11,417	12.98	11,298	16.65	11,665
May 31, 2013 - May 30, 2014(Absolute)	21.7600	7.18	10,718	5.43	10,543	20.78	12,078

Date of Inception: July 14,1999	Birla Sun Life Monthly Income			Crisil MIP Blended Index [#]		Nifty 50 ^{##}	
	NAV Per Unit * (Rs.)	Return (%)	Value of Standard Investment of Rs. 10000	Return (%)	Value of Standard Investment of Rs. 10000	Return (%)	Value of Standard Investment of Rs. 10000
Since inception till May 31,2016 (CAGR)	10.0000	10.84	56,894	NA	NA	11.31	61,110
May 29, 2015 - May 31, 2016(Absolute)	53.4600	6.35	10,635	7.21	10,721	-3.24	9,676
May 30, 2014 - May 29, 2015(Absolute)	46.5200	14.92	11,492	12.98	11,298	16.65	11,665
May 31, 2013 - May 30, 2014(Absolute)	43.3800	7.24	10,724	5.43	10,543	20.78	12,078

Date of Inception: November 20,2000	Birla Sun Life MIP			Crisil MIP Blended Index [#]		Nifty 50 ^{##}	
	NAV Per Unit * (Rs.)	Return (%)	Value of Standard Investment of Rs. 10000	Return (%)	Value of Standard Investment of Rs. 10000	Return (%)	Value of Standard Investment of Rs. 10000
Since inception till May 31,2016 (CAGR)	10.0000	9.35	40,098	NA	NA	12.91	65,963
May 29, 2015 - May 31, 2016(Absolute)	37.9100	5.79	10,579	7.21	10,721	-3.24	9,676
May 30, 2014 - May 29, 2015(Absolute)	33.9600	11.63	11,163	12.98	11,298	16.65	11,665
May 31, 2013 - May 30, 2014(Absolute)	31.4500	7.97	10,797	5.43	10,543	20.78	12,078

Bottom 3 Schemes

Date of Inception: May 22,2004	Birla Sun Life MIP II - Wealth 25			Crisil MIP Blended Index [#]		Nifty 50 ^{##}	
	NAV Per Unit * (Rs.)	Return (%)	Value of Standard Investment of Rs. 10000	Return (%)	Value of Standard Investment of Rs. 10000	Return (%)	Value of Standard Investment of Rs. 10000
Since inception till May 31,2016 (CAGR)	10.0000	9.85	30,970	8.05	25,386	14.74	52,305
May 29, 2015 - May 31, 2016(Absolute)	29.4900	5.07	10,507	7.21	10,721	-3.24	9,676
May 30, 2014 - May 29, 2015(Absolute)	24.2200	21.75	12,175	12.98	11,298	16.65	11,665
May 31, 2013 - May 30, 2014(Absolute)	21.2800	13.79	11,379	5.43	10,543	20.78	12,078

Date of Inception: February 10,1995	Birla Sun Life Balanced 95 Fund			CRISIL Balanced Fund - Aggressive Index [#]		Nifty 50 ^{##}	
	NAV Per Unit * (Rs.)	Return (%)	Value of Standard Investment of Rs. 10000	Return (%)	Value of Standard Investment of Rs. 10000	Return (%)	Value of Standard Investment of Rs. 10000
Since inception till May 31,2016 (CAGR)	10.0000	21.02	583,892	NA	NA	10.16	78,679
May 29, 2015 - May 31, 2016(Absolute)	560.7400	4.07	10,407	1.17	10,117	-3.24	9,676
May 30, 2014 - May 29, 2015(Absolute)	436.6700	28.41	12,841	15.31	11,531	16.65	11,665
May 31, 2013 - May 30, 2014(Absolute)	346.9700	25.85	12,585	14.48	11,448	20.78	12,078

Date of Inception: November 28,2015	Birla Sun Life Equity Savings Fund			Composite Index ^{##}		NIFTY 50 ^{##}	
	NAV Per Unit * (Rs.)	Return (%)	Value of Standard Investment of Rs. 10000	Return (%)	Value of Standard Investment of Rs. 10000	Return (%)	Value of Standard Investment of Rs. 10000
Since inception till May 31,2016 (CAGR)	10.0000	4.85	10,234	3.45	10,173	2.74	10,138
May 29, 2015 - May 31, 2016(Absolute)	10.4600	2.68	10,268	4.08	10,408	-3.24	9,676
May 30, 2014 - May 29, 2015(Absolute)	NA	NA	NA	NA	NA	NA	NA
May 31, 2013 - May 30, 2014(Absolute)	NA	NA	NA	NA	NA	NA	NA

\$ - 30% S&P BSE 200+ 30 Crisil Short Term Bond + 40% Crisil Liquid Fund

Scheme Benchmark, ## Additional Benchmark, * As on start of period considered above.

Past performance may or may not be sustained in future. Above performance if for Regular Growth option. Performance of Regular dividend option under the schemes for the investors would be net of distribution tax, if any. Load and Taxes are not considered for computation of returns. Mutual Fund investments are subject to market risks, read all scheme related documents carefully.

Private & confidential. For internal circulation only

Mutual Fund investments are subject to market risks, read all scheme related documents carefully.

Birla Sun Life Balanced 95 Fund

An Open ended Balanced Scheme

May 2016



Schemes managed by Fund Managers

Schemes managed by Mahesh Patil

Birla Sun Life Frontline Equity Fund

Birla Sun Life Long Term Advantage Fund

Birla Sun Life Top 100 Fund

Birla Sun Life Infrastructure Fund

Schemes co-managed by Mahesh Patil

Birla Sun Life Balanced 95 Fund

Birla Sun Life Pure Value Fund

Schemes managed by Pranay Sinha

Schemes co-managed by Pranay Sinha

Birla Sun Life Balanced 95 Fund

Birla Sun Life MIP II - Wealth 25

Birla Sun Life MIP

Birla Sun Life Monthly Income

Birla Sun Life MIP II - Savings 5

Birla Sun Life Equity Savings Fund

Disclaimer

This document is strictly confidential and meant for private circulation only and should not at any point of time be construed to be an invitation to the public for subscribing to the units of Birla Sun Life Mutual Fund. Please note that this is not an advertisement. The document is solely for the information and understanding of intended recipients only. If you are not the intended recipient, you are hereby notified that any use, distribution, reproduction or any action taken or omitted to be taken in reliance upon the same is prohibited and may be unlawful. Views expressed herein should not be construed as investment advice to any party and are not necessarily those of Birla Sun Life Asset Management Company Ltd.(BSLAMC) or any of their officers, employees, personnel, directors and BSLAMC and its officers, employees, personnel, directors do not accept responsibility for the editorial content. Wherever possible, all the figures and data given are dated, and the same may or may not be relevant at a future date. Further, the opinions expressed and facts referred to in this document are subject to change without notice and BSLAMC is under no obligation to update the same. While utmost care has been exercised, BSLAMC or any of its officers, employees, personnel, directors make no representation or warranty, express or implied, as to the accuracy, completeness or reliability of the content and hereby disclaim any liability with regard to the same. Recipients of this material should exercise due care and read all scheme related documents (including if necessary, obtaining the advice of tax/legal/accounting/ financial/other professional(s) prior to taking of any decision, acting or omitting to act. Further, the recipient shall not copy/circulate/reproduce/quote contents of this document, in part or in whole, or in any other manner whatsoever without prior and explicit approval of BSLAMC.

Mutual Fund: Birla Sun Life Mutual Fund

Asset Management Company/ Investment Manager: Birla Sun Life Asset Management Company Limited

Registered Office: One India Bulls Centre, Tower - 1, 17th Floor Jupiter Mill Compound, 841, S. B. Marg, Elphinstone Road, Mumbai - 400013.

Private & confidential. For internal circulation only

Mutual Fund investments are subject to market risks, read all scheme related documents carefully.