

Scheme Features

What is Birla Sun Life Equity Savings Fund?

Birla Sun Life Equity Savings Fund uses a unique combination of equity derivative strategies, arbitrage opportunities, pure equity investments, debt & money market instruments which together intends to deliver Tax Efficient Growth and Stable Income with L

Investment Objective

To provide capital appreciation and income distribution to the investors by using a blend of equity derivatives strategies, arbitrage opportunities and pure equity investments.

Why Birla Sun Life Equity Savings Fund?

An efficient mix of the 3 strategies helps reduce volatility while providing opportunities to participate in market upside while restricting the downside. This fund provides combined benefits of equity & debt oriented hybrid funds due to its positioning. Also, with an asset allocation mix comprising of Spot Equity, Arbitrage & Fixed Income, the tax treatment is similar to equity funds along with tax free dividend. The fund also enjoys low volatility & risk compared to other equity funds due to limited exposure to directional equity.

Scheme Details

Scheme Name	Birla Sun Life Equity Savings Fund
Inception Date	28-Nov-2014
Fund Manager	Satyabrata Mohanty, Lovelish Solanki, Pranay Sinha
Managing Fund Since	28-Nov-14
QAAUM (Rs. Cr) (31/03/2016)	374.08
Minimum Investment (Rs.)	5000
Minimum SIP Investment (Rs.)	1000
Benchmark Index	30% S&P BSE 200+ 30 Crisil Short Term Bond + 40% Crisil Liquid Fund
Entry Load	NIL
Exit Load	For redemption/switch-out of units within 365 days from the date of allotment: 1% of applicable NAV. For redemption/switch-out of units after 365 days from the date of allotment: Nil.

Style Box



NAV Details as on May 31, 2016

Scheme Name	In (Rs.)
Regular Plan	
Birla Sun Life Equity Savings Fund - Reg - Dividend	10.5300
Birla Sun Life Equity Savings Fund - Reg - Growth	10.7400
Direct Plan\$	
Birla Sun Life Equity Savings Fund - Dir - Dividend	10.7100
Birla Sun Life Equity Savings Fund - Dir - Growth	10.9200

\$ 'Direct Plan' is only for investors who purchase /subscribe Units in a Scheme directly with the Mutual Fund and is not available for investors who route their investments through a Distributor

Dividend History

Date	Cum. Dividend NAV	Dividend (Rs. Per Unit)
27-Mar-15	10.30	0.20

Last 4 dividends declared for dividend option

Since inception the scheme has declared dividend for 1 times

Note: Dividends mentioned above were on a face value of Rs. 10/unit. The NAV of the scheme, pursuant to payout of dividend would fall to the extent of the payout and statutory levy, if applicable. Declaration of dividend is at the discretion of the trustees. Above statistics on dividend history are in Rs./ Unit.



About Fund Manager

Satyabrata Mohanty

Mr. Satyabrata Mohanty is a B.Com (H) and Chartered Accountant. He has been associated with Birla Sun life AMC since 2001.



Lovelish Solanki

Mr. Solanki has done BMS and MMS in finance. He has worked with Edelweiss AMC from Jan 2008 - February 2011. Prior to working with Birla Sun Life, he has worked as an equity/ equity derivative trader at Union KBC.



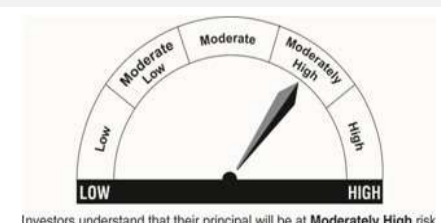
Pranay Sinha

Mr. Sinha has done B.Tech in Aerospace Engg. from IIT Kharagpur and PGDM with Major in Finance from IIM Calcutta. Prior to joining BSLAMC, he has worked with BNP Paribas Bank (October 2010 - August, 2014), Morgan Stanley Investment Management Pvt. Ltd. (March 2008 - October 2010) and ICICI Prudential Asset Management Co. Ltd. (October 2005 - March 2008).

Birla Sun Life Equity Savings Fund (An Open ended Equity Scheme)

This product is suitable for Investor who are seeking:

1. long term capital growth and income
2. An open ended equity scheme investing in equity and equity related securities including the use of equity derivatives strategies and arbitrage opportunities with balance exposure in debt and money market instruments
3. Riskometer-Moderately High



Private & confidential. For internal circulation only

Mutual Fund investments are subject to market risks, read all scheme related documents carefully.

Birla Sun Life Equity Savings Fund

An Open ended Equity Scheme

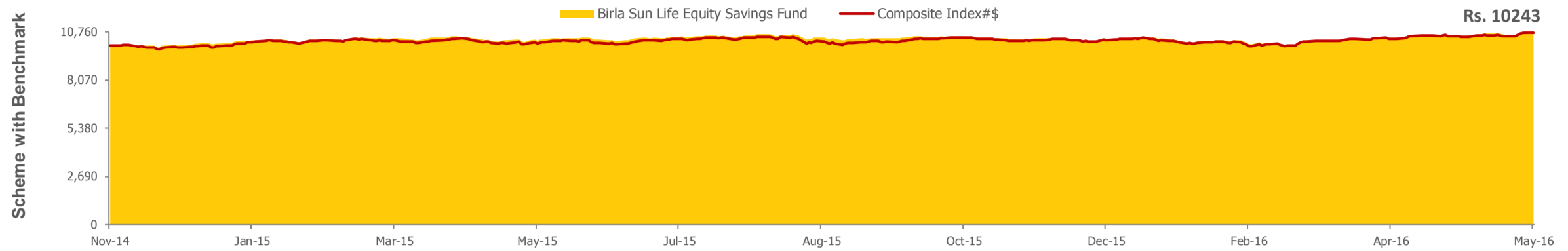
May 2016



Past performance may or may not be sustained in future. Below performance data is as on 31 May 2016, provided for Regular Plan - Growth Option, unless otherwise stated

Yearly and Cumulative Performance

Growth of Rs. 10,000 invested in the scheme since Inception vs category & Benchmark index Performance



Calendar Year Returns (%)

	2007	2008	2009	2010	2011	2012	2013	2014	2015	2016(YTD)
Birla Sun Life Equity Savings Fund	NA	NA	NA	NA	NA	NA	NA	NA	3.76	2.48
Composite Index^{#\$}	26.50	-20.72	26.29	9.14	-5.87	15.54	7.19	18.49	4.58	2.88
Nifty 50^{##}	54.40	-51.70	75.76	17.95	-24.68	27.53	6.76	31.39	-4.06	2.69

Inception Date 28-Nov-15

\$ - 30% S&P BSE 200+ 30 Crisil Short Term Bond + 40% Crisil Liquid Fund

Systematic Investment Plan

Investment Period	Total Investment (In Rs.)	Value of SIP (In Rs.)			Returns (%)		
		Birla Sun Life Equity Savings Fund	Composite Index ^{#\$}	Nifty 50 ^{##}	Birla Sun Life Equity Savings Fund	Composite Index ^{#\$}	Nifty 50 ^{##}
Since Inception	18,000	18,644	17,066	18,048	4.53	-6.58	0.34
Last 5 Years	--	--	--	--	--	--	--
Last 3 Years	--	--	--	--	--	--	--
Last 1 Year	12,000	12,368	11,919	12,341	5.74	-1.25	5.30

The data assumes the investment of Rs. 1,000 on 1st every month or subsequent working day.

Returns are calculated after accounting for the cash flow by using the XIIR method(Investment Internal Rate of Return)

Investment Performance

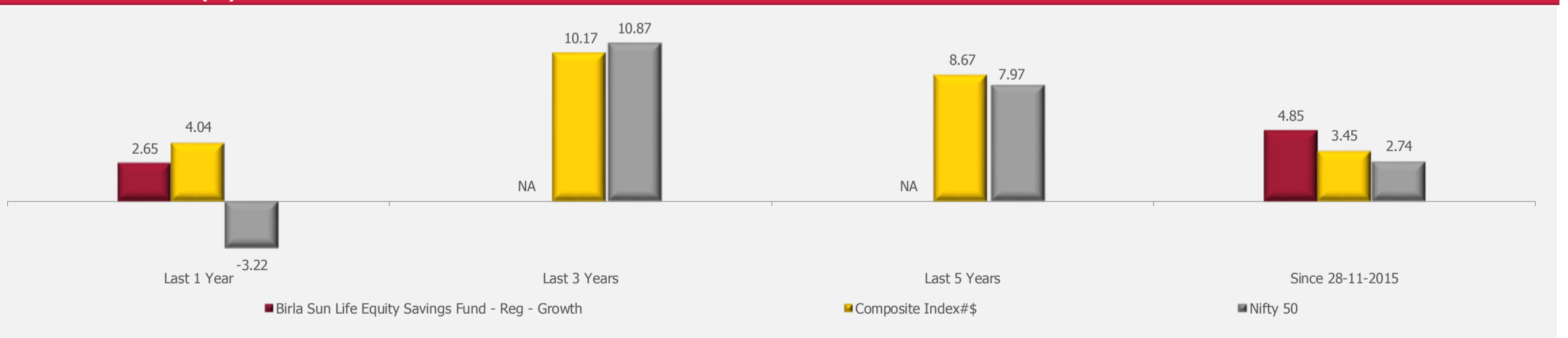
NAV as on May 31,2016: Rs.10.74

Date of Inception: Nov 28,2015	NAV Per Unit* (Rs.)	Birla Sun Life Equity Savings Fund (%)	Composite Index ^{#\$} (%)	Nifty 50 ^{##} (%)	Value of Standard Investment of Rs. 10,000 in		
					Birla Sun Life Equity Savings Fund (Rs.)	Composite Index ^{#\$} (Rs.)	Nifty 50 ^{##} (Rs.)
Since inception till May 31, 2016(CAGR)	10.0000	4.85	3.45	2.74	10,243	10,173	10,138
May 29,2015 to May 31, 2016 (Absolute)	10.4600	2.68	4.08	-3.24	10,268	10,408	9,676
May 31,2014 to May 31, 2015 (Absolute)	NA	NA	NA	NA	NA	NA	NA
May 31,2013 to May 31, 2014 (Absolute)	NA	NA	NA	NA	NA	NA	NA

Scheme Benchmark, ## Additional Benchmark, * As on start of period considered above.

Past performance may or may not be sustained in future. Returns for dividend option would assume reinvestment of dividends declared, net of dividend distribution tax, if any, at the then prevailing NAV. Load and Taxes are not considered for computation of returns.

Scheme Performance (%)



Inception Date 28-Nov-15

Note: All Returns less than one are Absolute and greater than one year are CAGR

\$ - 30% S&P BSE 200+ 30 Crisil Short Term Bond + 40% Crisil Liquid Fund

Private & confidential. For internal circulation only
Mutual Fund investments are subject to market risks, read all scheme related documents carefully.

Birla Sun Life Equity Savings Fund

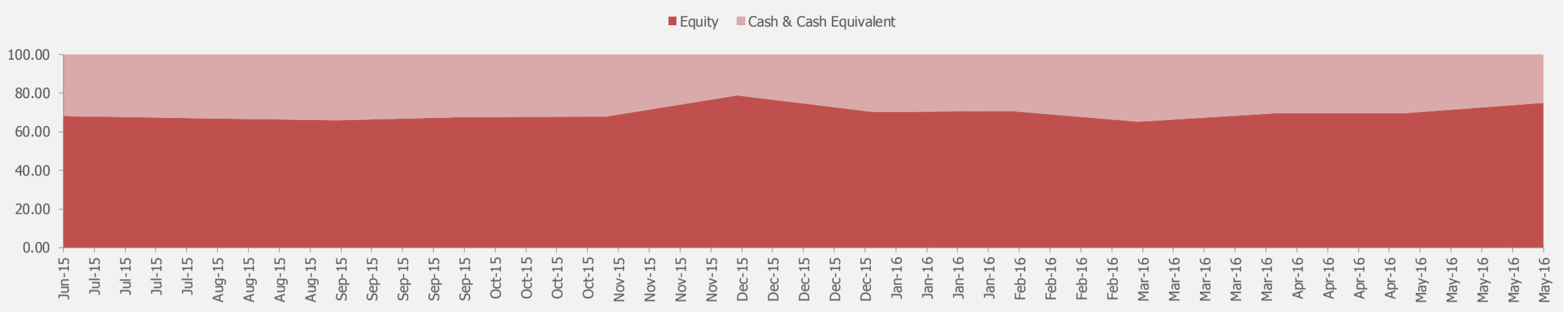
An Open ended Equity Scheme

May 2016

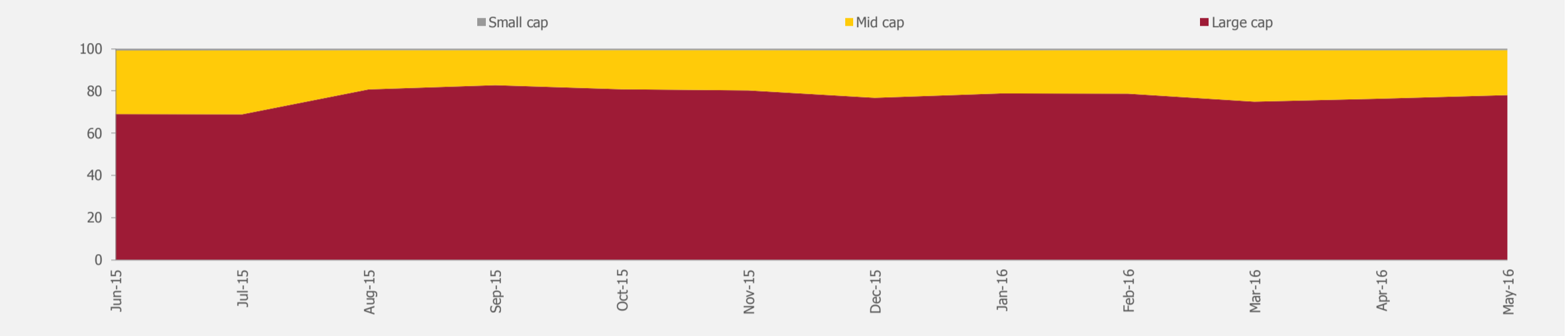
Birla Sun Life
Mutual Fund



Asset Allocation (%)

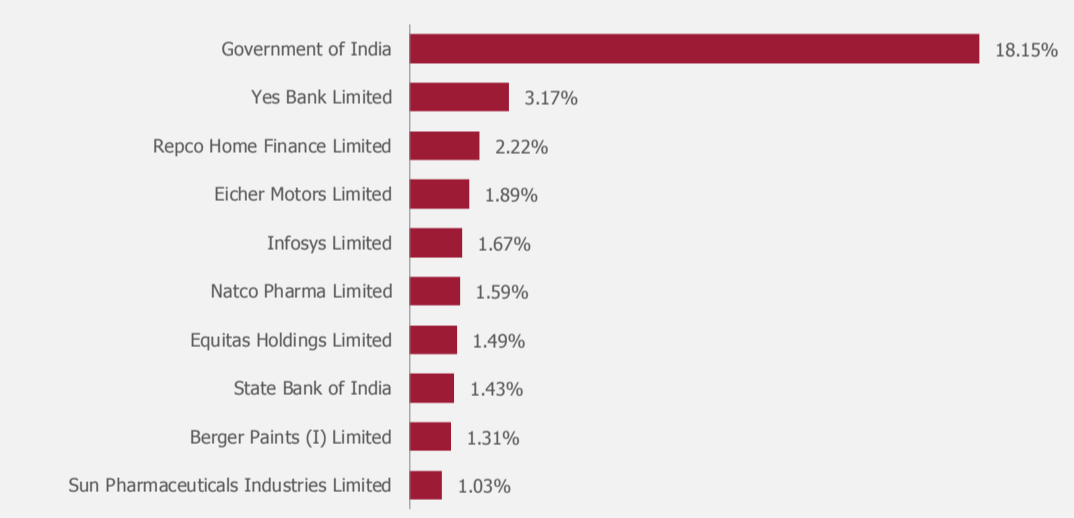


Market Capitalization (%)



Large-cap stocks: >17679 (by market cap); Mid-cap: >1972-17679 (by market cap); Small-cap: 0-1972 (by market cap); Index CNX 500; Based on ICRA Online classification.

Top 10 Holdings (% Net Assets)



Concentration Analysis (% Net Assets)

Top 3 Equity Holdings	23.54
Top 5 Equity Holdings	27.10
Top 1 Last 1 dividends declared for dividend option	33.94
Top Sector	18.84
Top 3 Sectors	49.74
Top 5 Sectors	65.63
Nos of Scrips	80

Top Sectors (% Net Assets)

Sector Name	May-16	Apr-16	Mar-16	Feb-16	Jan-16	Dec-15
Banks	18.84	17.40	16.67	13.91	16.49	16.29
Government Bond	18.15	19.26	19.44	19.59	19.05	14.70
Finance	12.75	11.63	10.51	9.55	10.25	10.57
Auto	8.85	8.61	8.51	7.89	8.46	8.69
Consumer Non Durables	7.04	6.43	6.45	5.32	5.59	5.57
Petroleum Products	5.89	5.91	6.28	8.71	9.07	8.68
Pharmaceuticals	4.99	5.17	4.91	5.58	5.57	5.55
Auto Ancillaries	3.64	3.54	3.98	3.45	3.59	3.86
Oil	2.25	2.29	2.29	1.60	1.80	1.87
Software	2.22	2.13	2.16	2.02	2.09	0.56

Private & confidential. For internal circulation only

Mutual Fund investments are subject to market risks, read all scheme related documents carefully.

Performance details of the schemes managed by Satyabrata Mohanty

Top 3 Schemes

Date of Inception: December 14, 2013	Birla Sun Life Banking and Financial Services Fund			Nifty Financial Services [#]			NIFTY 50 ^{##}	
	NAV Per Unit * (Rs.)	Return (%)	Value of Standard Investment of Rs. 10000	Return (%)	Value of Standard Investment of Rs. 10000	Return (%)	Value of Standard Investment of Rs. 10000	
Since inception till May 31, 2016 (CAGR)	10.0000	27.50	18,192	18.60	15,222	12.02	13,226	
May 29, 2015 - May 31, 2016(Absolute)	16.7400	8.66	10,866	-4.55	9,545	-3.24	9,676	
May 30, 2014 - May 29, 2015(Absolute)	13.3500	25.39	12,539	26.66	12,666	16.65	11,665	

Date of Inception: May 22, 2004	Birla Sun Life MIP II - Savings 5			Crisil MIP Blended Index [#]			NIFTY 50 ^{##}	
	NAV Per Unit * (Rs.)	Return (%)	Value of Standard Investment of Rs. 10000	Return (%)	Value of Standard Investment of Rs. 10000	Return (%)	Value of Standard Investment of Rs. 10000	
Since inception till May 31, 2016 (CAGR)	10.0000	9.10	28,519	8.05	25,386	14.74	52,305	
May 29, 2015 - May 31, 2016(Absolute)	26.6329	7.64	10,764	7.21	10,721	-3.24	9,676	
May 30, 2014 - May 29, 2015(Absolute)	23.3268	14.17	11,417	12.98	11,298	16.65	11,665	
May 31, 2013 - May 30, 2014(Absolute)	21.7645	7.18	10,718	5.43	10,543	20.78	12,078	

Date of Inception: May 22, 2004	Birla Sun Life MIP II - Wealth 25			Crisil MIP Blended Index [#]			NIFTY 50 ^{##}	
	NAV Per Unit * (Rs.)	Return (%)	Value of Standard Investment of Rs. 10000	Return (%)	Value of Standard Investment of Rs. 10000	Return (%)	Value of Standard Investment of Rs. 10000	
Since inception till May 31, 2016 (CAGR)	10.0000	9.85	30,970	8.05	25,386	14.74	52,305	
May 29, 2015 - May 31, 2016(Absolute)	29.4877	5.07	10,507	7.21	10,721	-3.24	9,676	
May 30, 2014 - May 29, 2015(Absolute)	24.2192	21.75	12,175	12.98	11,298	16.65	11,665	
May 31, 2013 - May 30, 2014(Absolute)	21.2840	13.79	11,379	5.43	10,543	20.78	12,078	

Bottom 3 Schemes

Date of Inception: February 24, 1995	Birla Sun Life Advantage Fund			S&P BSE 200 [#]			NIFTY 50 ^{##}	
	NAV Per Unit * (Rs.)	Return (%)	Value of Standard Investment of Rs. 10000	Return (%)	Value of Standard Investment of Rs. 10000	Return (%)	Value of Standard Investment of Rs. 10000	
Since inception till May 31, 2016 (CAGR)	10.0000	18.37	361,861	10.89	90,216	10.26	79,916	
May 29, 2015 - May 31, 2016(Absolute)	299.8500	0.10	10,010	-2.55	9,745	-3.24	9,676	
May 30, 2014 - May 29, 2015(Absolute)	216.9600	38.21	13,821	19.70	11,970	16.65	11,665	
May 31, 2013 - May 30, 2014(Absolute)	152.8300	41.96	14,196	22.50	12,250	20.78	12,078	

Date of Inception: June 25, 2010	Birla Sun Life India Reforms Fund			Nifty 500 [#]			NIFTY 50 ^{##}	
	NAV Per Unit * (Rs.)	Return (%)	Value of Standard Investment of Rs. 10000	Return (%)	Value of Standard Investment of Rs. 10000	Return (%)	Value of Standard Investment of Rs. 10000	
Since inception till May 31, 2016 (CAGR)	10.0000	5.68	13,882	7.76	15,585	7.65	15,491	
May 29, 2015 - May 31, 2016(Absolute)	14.1500	-1.91	9,809	-2.24	9,776	-3.24	9,676	
May 30, 2014 - May 29, 2015(Absolute)	11.6900	21.04	12,104	19.94	11,994	16.65	11,665	
May 31, 2013 - May 30, 2014(Absolute)	8.6500	35.14	13,514	23.95	12,395	20.78	12,078	

Date of Inception: February 26, 2003	Birla Sun Life Dividend Yield Plus			Nifty 500 [#]			NIFTY 50 ^{##}	
	NAV Per Unit * (Rs.)	Return (%)	Value of Standard Investment of Rs. 10000	Return (%)	Value of Standard Investment of Rs. 10000	Return (%)	Value of Standard Investment of Rs. 10000	
Since inception till May 31, 2016 (CAGR)	10.0000	21.37	130,626	18.05	90,408	16.71	77,700	
May 29, 2015 - May 31, 2016(Absolute)	140.5300	-7.09	9,291	-2.24	9,776	-3.24	9,676	
May 30, 2014 - May 29, 2015(Absolute)	112.1700	25.28	12,528	19.94	11,994	16.65	11,665	
May 31, 2013 - May 30, 2014(Absolute)	87.9000	27.61	12,761	23.95	12,395	20.78	12,078	

Scheme Benchmark, ## Additional Benchmark, * As on start of period considered above.

Past performance may or may not be sustained in future. Above performance is for Regular Growth option. Performance of Regular dividend option under the schemes for the investors would be net of distribution tax, if any. Load and Taxes are not considered for computation of returns. Mutual Fund investments are subject to market risks, read all scheme related documents carefully.

Private & confidential. For internal circulation only
Mutual Fund investments are subject to market risks, read all scheme related documents carefully.

Birla Sun Life Equity Savings Fund

An Open ended Equity Scheme

May 2016



Performance details of the schemes managed by Lovelish Solanki

Date of Inception: July 24,2009	Birla Sun Life Enhanced Arbitrage Fund			Crisil Liquid Fund Index [#]			NIFTY 50 ^{##}	
	NAV Per Unit * (Rs.)	Return (%)	Value of Standard Investment of Rs. 10000	Return (%)	Value of Standard Investment of Rs. 10000	Return (%)	Value of Standard Investment of Rs. 10000	
Since inception till May 31,2016 (CAGR)	10.0000	7.11	16,016	7.68	16,610	8.83	17,865	
May 29, 2015 - May 31, 2016(Absolute)	15.0897	6.16	10,616	7.97	10,797	-3.24	9,676	
May 30, 2014 - May 29, 2015(Absolute)	14.0048	7.75	10,775	8.78	10,878	16.65	11,665	
May 31, 2013 - May 30, 2014(Absolute)	12.7837	9.55	10,955	9.59	10,959	20.78	12,078	

Date of Inception: November 28,2015	Birla Sun Life Equity Savings Fund			Composite Index [#]			NIFTY 50 ^{##}	
	NAV Per Unit * (Rs.)	Return (%)	Value of Standard Investment of Rs. 10000	Return (%)	Value of Standard Investment of Rs. 10000	Return (%)	Value of Standard Investment of Rs. 10000	
Since inception till May 31,2016 (CAGR)	10.0000	4.85	10,234	3.45	10,173	2.74	10,138	
May 29, 2015 - May 31, 2016(Absolute)	10.4600	2.68	10,268	4.08	10,408	-3.24	9,676	
May 30, 2014 - May 29, 2015(Absolute)	NA	NA	NA	NA	NA	NA	NA	
May 31, 2013 - May 30, 2014(Absolute)	NA	NA	NA	NA	NA	NA	NA	

\$ - 30% S&P BSE 200+ 30 Crisil Short Term Bond + 40% Crisil Liquid Fund

Date of Inception: July 21,2011	Birla Sun Life Nifty ETF			Nifty 50 [#]			S&P BSE Sensex ^{##}	
	NAV Per Unit * (Rs.)	Return (%)	Value of Standard Investment of Rs. 10000	Return (%)	Value of Standard Investment of Rs. 10000	Return (%)	Value of Standard Investment of Rs. 10000	
Since inception till May 31,2016 (CAGR)	55.4160	9.30	15,414	8.28	14,727	7.88	14,464	
May 29, 2015 - May 31, 2016(Absolute)	86.7513	-1.54	9,846	-3.24	9,676	-4.17	9,583	
May 30, 2014 - May 29, 2015(Absolute)	73.4204	18.16	11,816	16.65	11,665	14.91	11,491	
May 31, 2013 - May 30, 2014(Absolute)	60.7857	20.79	12,079	20.78	12,078	22.56	12,256	

Scheme Benchmark, ## Additional Benchmark, * As on start of period considered above.

Past performance may or may not be sustained in future. Above performance if for Regular Growth option. Performance of Regular dividend option under the schemes for the investors would be net of distribution tax, if any. Load and Taxes are not considered for computation of returns. Mutual Fund investments are subject to market risks, read all scheme related documents carefully.

Private & confidential. For internal circulation only
Mutual Fund investments are subject to market risks, read all scheme related documents carefully.

Birla Sun Life Equity Savings Fund

An Open ended Equity Scheme

May 2016



Performance details of the schemes managed by Pranay Sinha

Top 3 Schemes

Date of Inception: May 22, 2004	Birla Sun Life MIP II - Savings 5			Crisil MIP Blended Index*			NIFTY 50**
	NAV Per Unit * (Rs.)	Return (%)	Value of Standard Investment of Rs. 10000	Return (%)	Value of Standard Investment of Rs. 10000	Return (%)	Value of Standard Investment of Rs. 10000
Since inception till May 31, 2016 (CAGR)	10.0000	9.10	28,519	8.05	25,386	14.74	52,305
May 29, 2015 - May 31, 2016(Absolute)	26.6329	7.64	10,764	7.21	10,721	-3.24	9,676
May 30, 2014 - May 29, 2015(Absolute)	23.3268	14.17	11,417	12.98	11,298	16.65	11,665
May 31, 2013 - May 30, 2014(Absolute)	21.7645	7.18	10,718	5.43	10,543	20.78	12,078

Date of Inception: July 14, 1999	Birla Sun Life Monthly Income			Crisil MIP Blended Index*			NIFTY 50**
	NAV Per Unit * (Rs.)	Return (%)	Value of Standard Investment of Rs. 10000	Return (%)	Value of Standard Investment of Rs. 10000	Return (%)	Value of Standard Investment of Rs. 10000
Since inception till May 31, 2016 (CAGR)	10.0000	10.84	56,894	NA	NA	11.31	61,110
May 29, 2015 - May 31, 2016(Absolute)	53.4596	6.35	10,635	7.21	10,721	-3.24	9,676
May 30, 2014 - May 29, 2015(Absolute)	46.5177	14.92	11,492	12.98	11,298	16.65	11,665
May 31, 2013 - May 30, 2014(Absolute)	43.3786	7.24	10,724	5.43	10,543	20.78	12,078

Date of Inception: November 20, 2000	Birla Sun Life MIP			Crisil MIP Blended Index*			NIFTY 50**
	NAV Per Unit * (Rs.)	Return (%)	Value of Standard Investment of Rs. 10000	Return (%)	Value of Standard Investment of Rs. 10000	Return (%)	Value of Standard Investment of Rs. 10000
Since inception till May 31, 2016 (CAGR)	10.0000	9.35	40,098	NA	NA	12.91	65,963
May 29, 2015 - May 31, 2016(Absolute)	37.9062	5.79	10,579	7.21	10,721	-3.24	9,676
May 30, 2014 - May 29, 2015(Absolute)	33.9575	11.63	11,163	12.98	11,298	16.65	11,665
May 31, 2013 - May 30, 2014(Absolute)	31.4504	7.97	10,797	5.43	10,543	20.78	12,078

Bottom 3 Schemes

Date of Inception: May 22, 2004	Birla Sun Life MIP II - Wealth 25			Crisil MIP Blended Index*			NIFTY 50**
	NAV Per Unit * (Rs.)	Return (%)	Value of Standard Investment of Rs. 10000	Return (%)	Value of Standard Investment of Rs. 10000	Return (%)	Value of Standard Investment of Rs. 10000
Since inception till May 31, 2016 (CAGR)	10.0000	9.85	30,970	8.05	25,386	14.74	52,305
May 29, 2015 - May 31, 2016(Absolute)	29.4877	5.07	10,507	7.21	10,721	-3.24	9,676
May 30, 2014 - May 29, 2015(Absolute)	24.2192	21.75	12,175	12.98	11,298	16.65	11,665
May 31, 2013 - May 30, 2014(Absolute)	21.2840	13.79	11,379	5.43	10,543	20.78	12,078

Date of Inception: February 10, 1995	Birla Sun Life Balanced 95			CRISIL Balanced Fund - Aggressive Index*			NIFTY 50**
	NAV Per Unit * (Rs.)	Return (%)	Value of Standard Investment of Rs. 10000	Return (%)	Value of Standard Investment of Rs. 10000	Return (%)	Value of Standard Investment of Rs. 10000
Since inception till May 31, 2016 (CAGR)	10.0000	21.02	583,892	NA	NA	10.16	78,679
May 29, 2015 - May 31, 2016(Absolute)	560.7400	4.07	10,407	1.17	10,117	-3.24	9,676
May 30, 2014 - May 29, 2015(Absolute)	436.6700	28.41	12,841	15.31	11,531	16.65	11,665
May 31, 2013 - May 30, 2014(Absolute)	346.9700	25.85	12,585	14.48	11,448	20.78	12,078

Date of Inception: November 28, 2015	Birla Sun Life Equity Savings Fund			Composite Index*§			NIFTY 50**
	NAV Per Unit * (Rs.)	Return (%)	Value of Standard Investment of Rs. 10000	Return (%)	Value of Standard Investment of Rs. 10000	Return (%)	Value of Standard Investment of Rs. 10000
Since inception till May 31, 2016 (CAGR)	10.0000	4.85	10,234	3.45	10,173	2.74	10,138
May 29, 2015 - May 31, 2016(Absolute)	10.4600	2.68	10,268	4.08	10,408	-3.24	9,676
May 30, 2014 - May 29, 2015(Absolute)	NA	NA	NA	NA	NA	NA	NA
May 31, 2013 - May 30, 2014(Absolute)	NA	NA	NA	NA	NA	NA	NA

§ - 30% S&P BSE 200+ 30 Crisil Short Term Bond + 40% Crisil Liquid Fund

Scheme Benchmark, ## Additional Benchmark, * As on start of period considered above.

Past performance may or may not be sustained in future. Above performance if for Regular Growth option. Performance of Regular dividend option under the schemes for the investors would be net of distribution tax, if any. Load and Taxes are not considered for computation of returns. Mutual Fund investments are subject to market risks, read all scheme related documents carefully.

Private & confidential. For internal circulation only
Mutual Fund investments are subject to market risks, read all scheme related documents carefully.

Birla Sun Life Equity Savings Fund

An Open ended Equity Scheme

May 2016



Schemes managed by Fund Managers

Schemes managed by Satyabrata Mohanty

Birla Sun Life Advantage Fund	Birla Sun Life India Reforms Fund
-------------------------------	-----------------------------------

Schemes co-managed by Satyabrata Mohanty

Birla Sun Life Dividend Yield Plus	Birla Sun Life MIP II - Savings 5	Birla Sun Life MIP II - Wealth 25
Birla Sun Life Banking and Financial Services Fund	Birla Sun Life Equity Savings Fund	

Schemes managed by Lovelish Solanki

Birla Sun Life Enhanced Arbitrage Fund	Birla Sun Life Nifty ETF
--	--------------------------

Schemes co-managed by Lovelish Solanki

Birla Sun Life Equity Savings Fund

Schemes managed by Pranay Sinha

Schemes co-managed by Pranay Sinha

Birla Sun Life Balanced 95	Birla Sun Life MIP	Birla Sun Life MIP II - Savings 5
Birla Sun Life MIP II - Wealth 25	Birla Sun Life Monthly Income	Birla Sun Life Equity Savings Fund

Disclaimer

This document is strictly confidential and meant for private circulation only and should not at any point of time be construed to be an invitation to the public for subscribing to the units of Birla Sun Life mutual Fund. Please note that this is not an advertisement. The document is solely for the information and understanding of intended recipients only. If you are not the intended recipient, you are hereby notified that any use, distribution, reproduction or any action taken or omitted to be taken in reliance upon the same is prohibited and may be unlawful. Views expressed herein should not be construed as investment advice to any party and are not necessarily those of Birla Sun Life Asset Management Company Ltd.(BSLAMC) or any of their officers, employees, personnel, directors and BSLAMC and its officers, employees, personnel, directors do not accept responsibility for the editorial content. Wherever possible, all the figures and data given are dated, and the same may or may not be relevant at a future date. Further, the opinions expressed and facts referred to in this document are subject to change without notice and BSLAMC is under no obligation to update the same. While utmost care has been exercised, BSLAMC or any of its officers, employees, personnel, directors make no representation or warranty, express or implied, as to the accuracy, completeness or reliability of the content and hereby disclaim any liability with regard to the same. Recipients of this material should exercise due care and read all scheme related documents (including if necessary, obtaining the advice of tax/legal/accounting/ financial/other professional(s) prior to taking of any decision, acting or omitting to act. Further, the recipient shall not copy/circulate/reproduce/quote contents of this document, in part or in whole, or in any other manner whatsoever without prior and explicit approval of BSLAMC. CIN: U65991MH1994PLC080811
Mutual Fund: Birla Sun Life Mutual Fund Asset Management Company/ Investment Manager: Birla Sun Life Asset Management Company Limited Registered Office: One India Bulls Centre, Tower - 1, 17th Floor Jupiter Mill Compound, 841, S. B. Marg, Elphinstone Road, Mumbai - 400013. Past performance may or may not be sustained in future. Source: ICRA Online Limited

Private & confidential. For internal circulation only
Mutual Fund investments are subject to market risks, read all scheme related documents carefully.