

Scheme Features

What is Birla Sun Life India GenNext Fund?

A fund that strives to benefit from the rising consumption pattern in India, fuelled by high disposable incomes of the young generation (Generation Next)

Investment Objective

An Open-ended growth scheme with the objective to target growth of capital by investing in equity/equity related instruments of companies that are expected to benefit from the rising consumption patterns in India, which in turn is getting fuelled by high disposable incomes of the young generation (Generation Next). The scheme will invest in companies that have the following characteristics: 1. Companies that seek growth in revenues arising out of demand from the younger generation (GenNext) for their products or services. 2. They should be engaged in manufacturing of products or rendering of services that go directly to the consumer. 3. The products and services should have distinct brand identity, thereby enabling choice.

Why Birla Sun Life India GenNext Fund?

Consumption in India will be driven by Affordability, Aspiration, Availability and Awareness. As the spending power increases due to rising income levels, people's discretionary spends will increase leading to an increase in high value consumption. With India's demographics and rising per capita income, the fund is aptly poised to take advantage of the next wave of the consumption story in India.

Scheme Details

Scheme Name	Birla Sun Life India GenNext Fund
Inception Date	5-Aug-2005
Fund Manager	Anil Shah, Chanchal Khandelwal
Managing Fund Since	23-Sept-2013, 26-Aug-2015
QAAUM (Rs. Cr) (31/03/2016)	321.82
Minimum Investment (Rs.)	5000
Minimum SIP Investment (Rs.)	1000
Benchmark Index	Nifty 50
Entry Load	NIL
Exit Load	1% if redeemed /switched out within 365 days from the date of allotment. Nil if redeemed /switched after 365 days from the date of allotment.

NAV Details as on May 31, 2016

Scheme Name	In (Rs.)
Regular Plan	
Birla Sun Life India GenNext Fund - Dividend	20.0200
Birla Sun Life India GenNext Fund - Growth	55.5600
Direct Plan[§]	
Birla Sun Life India GenNext Fund - Dir - Dividend	22.3600
Birla Sun Life India GenNext Fund - Dir - Growth	57.2300

[§] 'Direct Plan' is only for investors who purchase /subscribe Units in a Scheme directly with the Mutual Fund and is not available for investors who route their investments through a Distributor

Style Box

	Growth	Value	Blend
Large Cap			
Mid Cap			
Small Cap			

Ratio Analysis as on May 31, 2016

Ratios	Birla Sun Life India GenNext Fund	Nifty 50
Standard Deviation	15.82	15.64
Beta (Slope)	0.91	1.00
Sharpe	0.06	0.01
Alpha	0.76	0.00

Standard Deviation, Sharpe ratio & Beta are calculated on Annualised basis using 3 years history of monthly returns. Risk free rate (91 days T-bill) - 6.85%

Dividend History

Date	Cum. Dividend NAV	Dividend (Rs. Per Unit)
27-May-16	21.80	1.80
18-Jun-15	23.42	2.60
27-Jun-14	19.57	2.00
28-Jun-13	16.47	1.00

Last 4 dividends declared for dividend option

Since inception the scheme has declared dividend for 11 times

Note: Dividends mentioned above were on a face value of Rs. 10/unit. The NAV of the scheme, pursuant to payout of dividend would fall to the extent of the payout and statutory levy, if applicable. Declaration of dividend is at the discretion of the trustees. Above statistics on dividend history are in Rs./ Unit.

About Fund Manager

Anil Shah

Mr. Anil Shah has over 25 years of experience in equity research and investments and investments. Prior to joining AMC, he has worked with RBS Equities (India) Ltd. (formerly known as ABN AMRO Asia Equities (India) Ltd.) for around 15 years. Mr. Shah is a B.com, CA and a cost accountant.

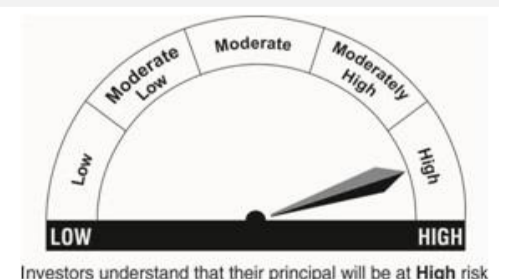
Chanchal Khandelwal

Mr. Khandelwal has done B.Com. (H) from Shri Ram College of Commerce (Delhi) and MBA (Finance) from Xavier Institute of Management, Bhubaneswar. Chanchal has been an integral part of the Research team for over 5 years. Prior to joining BSLAMC, he has worked with Aditya Birla Retail Limited (February 2007- May 2008) and Aditya Birla Management Corporation Ltd. (December 2005- February 2007) in the areas of Strategy and Corporate Finance.

Birla Sun Life India GenNext Fund (An Open ended Growth Scheme)

This product is suitable for Investor who are seeking:

1. long term capital growth
2. Investments in equity and equity related securities of companies that are expected to benefit from the rising consumption patterns in India fuelled by high disposable incomes
3. Riskometer-High



Private & confidential. For internal circulation only
Mutual Fund investments are subject to market risks, read all scheme related documents carefully.

Birla Sun Life India GenNext Fund

An Open ended Growth Scheme

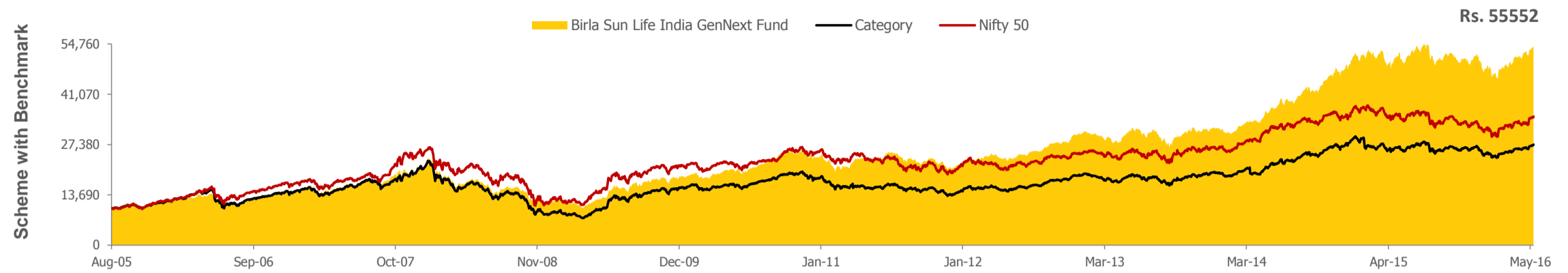
May 2016



Past performance may or may not be sustained in future. Below performance data is as on 31 May 2016, provided for Regular Plan - Growth Option, unless otherwise stated

Yearly and Cumulative Performance

Growth of Rs. 10,000 invested in the scheme since Inception vs category & Benchmark index Performance



Calendar Year Returns (%)

	2007	2008	2009	2010	2011	2012	2013	2014	2015	2016(YTD)
Birla Sun Life India GenNext Fund	57.11	-48.00	58.45	28.49	-14.53	45.69	4.80	50.99	7.52	2.47
Nifty 50[#]	54.40	-51.70	75.76	17.95	-24.68	27.53	6.76	31.39	-4.06	2.69
S&P BSE Sensex^{##}	46.84	-52.35	81.03	17.43	-24.70	25.54	8.98	29.89	-5.03	2.11
Category Average	68.90	-56.50	78.09	16.35	-23.39	39.31	3.35	47.96	6.10	2.14
Inception Date	5-Aug-05									

Systematic Investment Plan

Investment Period	Total Investment (In Rs.)	Value of SIP (In Rs.)			Returns (%)		
		Birla Sun Life India GenNext Fund	Nifty 50 [#]	S&P BSE Sensex ^{##}	Birla Sun Life India GenNext Fund	Nifty 50 [#]	S&P BSE Sensex ^{##}
Since Inception	129,000	335,044	215,764	211,053	16.79	9.21	8.82
Last 5 Years	60,000	98,120	76,776	75,598	19.77	9.80	9.18
Last 3 Years	36,000	47,455	40,391	39,663	18.80	7.62	6.40
Last 1 Year	12,000	12,568	12,341	12,254	8.89	5.30	3.95

The data assumes the investment of Rs. 1,000 on 1st every month or subsequent working day. Returns are calculated after accounting for the cash flow by using the XIIR method (Investment Internal Rate of Return)

Investment Performance

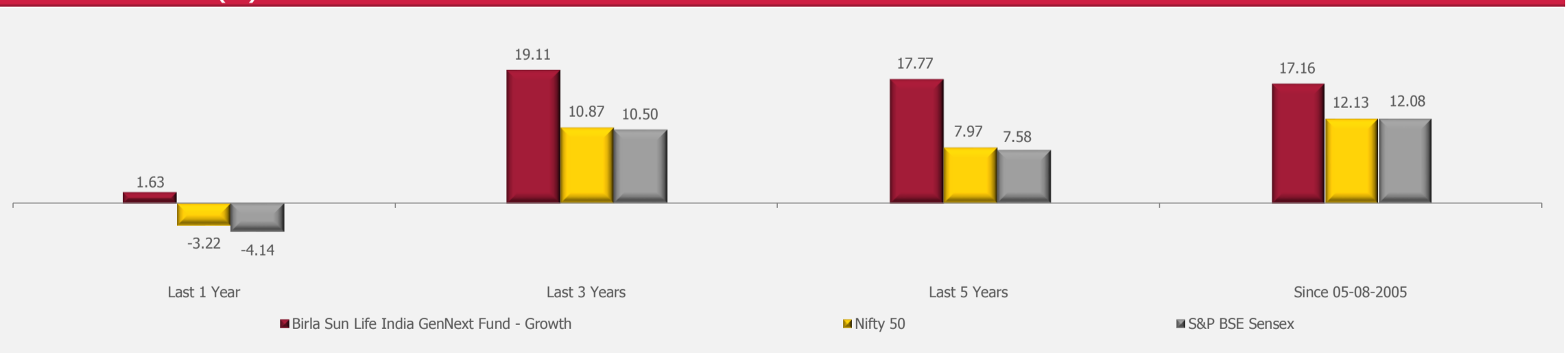
NAV as on May 31, 2016: Rs.55.56

Date of Inception: Aug 05, 2005	NAV Per Unit* (Rs.)	Birla Sun Life India GenNext Fund (%)	Nifty 50 [#] (%)	S&P BSE Sensex ^{##} (%)	Value of Standard Investment of Rs. 10,000 in		
					Birla Sun Life India GenNext Fund (Rs.)	Nifty 50 [#] (Rs.)	S&P BSE Sensex ^{##} (Rs.)
Since inception till May 31, 2016 (CAGR)	10.0000	17.16	12.13	12.08	55,552	34,543	34,376
May 29, 2015 to May 31, 2016 (Absolute)	54.6600	1.65	-3.24	-4.17	10,165	9,676	9,583
May 30, 2014 to May 29, 2015 (Absolute)	37.4600	45.92	16.65	14.91	14,592	11,665	11,491
May 31, 2013 to May 30, 2014 (Absolute)	32.8600	14.00	20.78	22.56	11,400	12,078	12,256

Scheme Benchmark, ## Additional Benchmark, * As on start of period considered above.

Past performance may or may not be sustained in future. Returns for dividend option would assume reinvestment of dividends declared, net of dividend distribution tax, if any, at the then prevailing NAV. Load and Taxes are not considered for computation of returns.

Scheme Performance (%)

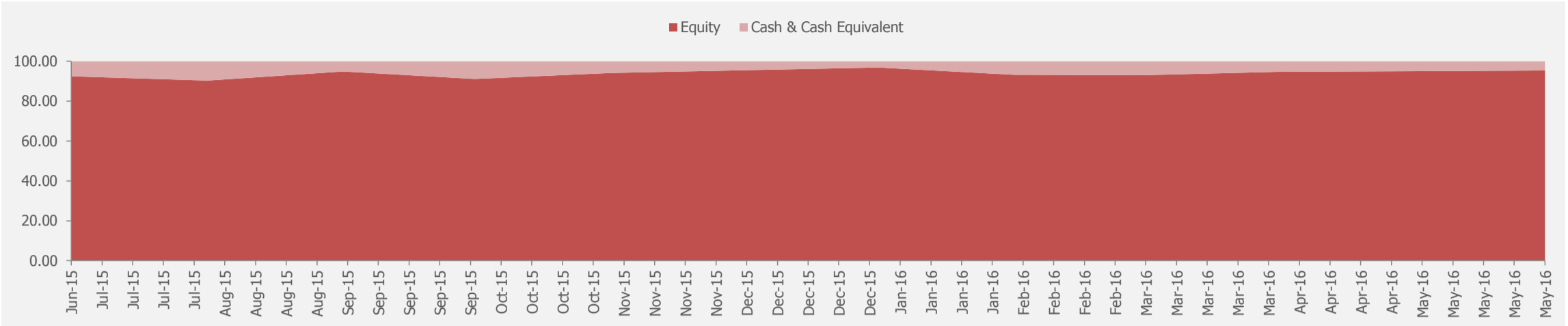


Inception Date 05-Aug-05

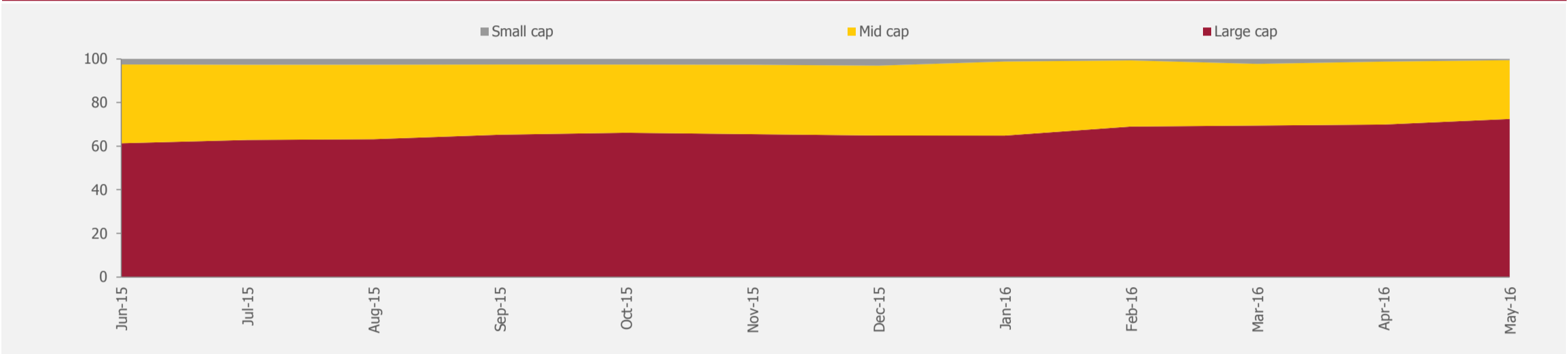
Note: All Returns less than one are Absolute and greater than one year are CAGR

Private & confidential. For internal circulation only
Mutual Fund investments are subject to market risks, read all scheme related documents carefully.

Asset Allocation (%)



Market Capitalization (%)



Large-cap stocks: >17679 (by market cap); Mid-cap: >1972-17679 (by market cap); Small-cap: 0-1972 (by market cap); Index CNX 500; Based on ICRA Online classification.

Top 10 Holdings (% Net Assets)

HDFC Bank Limited	6.08%
ITC Limited	4.69%
IndusInd Bank Limited	4.28%
Maruti Suzuki India Limited	3.68%
Kotak Mahindra Bank Limited	3.10%
Eicher Motors Limited	2.85%
Tata Motors Limited	2.84%
Sun Pharmaceuticals Industries Limited	2.55%
Yes Bank Limited	2.41%
Housing Development Finance Corporation...	2.40%

Portfolio Underweight/Overweight v/s benchmark (% Net Assets)

Consumer Non Durables	11.55
Finance	2.50
Media & Entertainment	1.32
Pharmaceuticals	0.96
Auto	0.93
Transportation	0.25
Cement	0.20
Banks	-1.61
Construction Project	-2.32
Petroleum Products	-4.22

Concentration Analysis (% Net Assets)

Top 3 Equity Holdings	Top 5 Equity Holdings	Top 10 Equity Holdings	Top Sector	Top 3 Sectors	Top 5 Sectors	Nos of Scrips
15.05	21.82	34.86	22.13	55.43	73.3	59

Top Sectors (% Net Assets)

Sector Name	May-16	Apr-16	Mar-16	Feb-16	Jan-16	Dec-15
Banks	22.13	21.75	21.70	20.19	19.33	20.84
Consumer Non Durables	21.69	22.40	23.82	26.01	26.05	26.37
Auto	11.61	11.62	11.79	11.54	11.49	11.82
Finance	9.05	8.59	8.59	8.81	9.85	9.60
Pharmaceuticals	8.83	9.52	9.77	8.92	8.03	6.18
Consumer Durables	5.23	6.41	6.14	6.20	5.12	5.20
Cement	3.34	3.36	3.07	1.80	1.83	1.95
Healthcare Services	2.37	2.10	1.17	1.16	1.22	2.71
Media & Entertainment	2.29	2.23	2.18	1.95	1.67	1.65
Petroleum Products	1.93	NA	NA	NA	NA	NA

Private & confidential. For internal circulation only

Mutual Fund investments are subject to market risks, read all scheme related documents carefully.

Performance details of the schemes managed by Anil Shah

Date of Inception: August 27,1998	Birla Sun Life Equity Fund			S&P BSE 200 [#]		NIFTY 50 ^{##}	
	NAV Per Unit * (Rs.)	Return (%)	Value of Standard Investment of Rs. 10000	Return (%)	Value of Standard Investment of Rs. 10000	Return (%)	Value of Standard Investment of Rs. 10000
Since inception till May 31,2016 (CAGR)	10.0000	24.53	493,477	14.49	110,778	13.37	93,019
May 29, 2015 - May 31, 2016(Absolute)	482.9800	2.12	10,212	-2.55	9,745	-3.24	9,676
May 30, 2014 - May 29, 2015(Absolute)	381.0900	26.74	12,674	19.70	11,970	16.65	11,665
May 31, 2013 - May 30, 2014(Absolute)	261.7900	45.57	14,557	22.50	12,250	20.78	12,078

Date of Inception: August 05,2005	Birla Sun Life India GenNext Fund			Nifty 50 [#]		S&P BSE Sensex ^{##}	
	NAV Per Unit * (Rs.)	Return (%)	Value of Standard Investment of Rs. 10000	Return (%)	Value of Standard Investment of Rs. 10000	Return (%)	Value of Standard Investment of Rs. 10000
Since inception till May 31,2016 (CAGR)	10.0000	17.16	55,552	12.13	34,543	12.08	34,376
May 29, 2015 - May 31, 2016(Absolute)	54.6600	1.65	10,165	-3.24	9,676	-4.17	9,583
May 30, 2014 - May 29, 2015(Absolute)	37.4600	45.92	14,592	16.65	11,665	14.91	11,491
May 31, 2013 - May 30, 2014(Absolute)	32.8600	14.00	11,400	20.78	12,078	22.56	12,256

Date of Inception: January 31,2008	Birla Sun Life Special Situations Fund			S&P BSE 200 [#]		NIFTY 50 ^{##}	
	NAV Per Unit * (Rs.)	Return (%)	Value of Standard Investment of Rs. 10000	Return (%)	Value of Standard Investment of Rs. 10000	Return (%)	Value of Standard Investment of Rs. 10000
Since inception till May 31,2016 (CAGR)	10.0000	6.92	17,469	5.34	15,430	5.71	15,887
May 29, 2015 - May 31, 2016(Absolute)	17.4873	-0.14	9,986	-2.55	9,745	-3.24	9,676
May 30, 2014 - May 29, 2015(Absolute)	13.1782	32.70	13,270	19.70	11,970	16.65	11,665
May 31, 2013 - May 30, 2014(Absolute)	9.5295	38.29	13,829	22.50	12,250	20.78	12,078

Date of Inception: January 31,2015	Birla Sun Life Manufacturing Equity Fund			S&P BSE 500 [#]		NIFTY 50 ^{##}	
	NAV Per Unit * (Rs.)	Return (%)	Value of Standard Investment of Rs. 10000	Return (%)	Value of Standard Investment of Rs. 10000	Return (%)	Value of Standard Investment of Rs. 10000
Since inception till May 31,2016 (CAGR)	10.0000	-0.75	9,900	-3.89	9,485	-5.57	9,265
May 29, 2015 - May 31, 2016(Absolute)	10.0700	-1.69	9,831	-2.38	9,762	-3.24	9,676

Scheme Benchmark, ## Additional Benchmark, * As on start of period considered above.

Past performance may or may not be sustained in future. Above performance is for Regular Growth option. Performance of Regular dividend option under the schemes for the investors would be net of distribution tax, if any. Load and Taxes are not considered for computation of returns. Mutual Fund investments are subject to market risks, read all scheme related documents carefully.

Birla Sun Life India GenNext Fund

An Open ended Growth Scheme

April 2016



Performance details of the schemes managed by Chanchal Khandelwal

Date of Inception: August 05,2005	Birla Sun Life India GenNext Fund			Nifty 50 [#]		S&P BSE Sensex ^{##}	
	NAV Per Unit * (Rs.)	Return (%)	Value of Standard Investment of Rs. 10000	Return (%)	Value of Standard Investment of Rs. 10000	Return (%)	Value of Standard Investment of Rs. 10000
Since inception till May 31,2016 (CAGR)	10.0000	17.16	55,552	12.13	34,543	12.08	34,376
May 29, 2015 - May 31, 2016(Absolute)	54.6600	1.65	10,165	-3.24	9,676	-4.17	9,583
May 30, 2014 - May 29, 2015(Absolute)	37.4600	45.92	14,592	16.65	11,665	14.91	11,491
May 31, 2013 - May 30, 2014(Absolute)	32.8600	14.00	11,400	20.78	12,078	22.56	12,256

Scheme Benchmark, ## Additional Benchmark, * As on start of period considered above.

Past performance may or may not be sustained in future. Above performance is for Regular Growth option. Performance of Regular dividend option under the schemes for the investors would be net of distribution tax, if any. Load and Taxes are not considered for computation of returns. Mutual Fund investments are subject to market risks, read all scheme related documents carefully.

Private & confidential. For internal circulation only
Mutual Fund investments are subject to market risks, read all scheme related documents carefully.

Birla Sun Life India GenNext Fund

An Open ended Growth Scheme

May 2016



Schemes managed by Fund Managers

Schemes managed by Anil Shah

Birla Sun Life Equity Fund

Birla Sun Life Special Situations Fund

Birla Sun Life Manufacturing Equity Fund

Schemes co-managed by Anil Shah

Birla Sun Life India GenNext Fund

Schemes managed by Chanchal Khandelwal

Schemes co-managed by Chanchal Khandelwal

Birla Sun Life India GenNext Fund

Disclaimer

This document is strictly confidential and meant for private circulation only and should not at any point of time be construed to be an invitation to the public for subscribing to the units of Birla Sun Life mutual Fund. Please note that this is not an advertisement. The document is solely for the information and understanding of intended recipients only. If you are not the intended recipient, you are hereby notified that any use, distribution, reproduction or any action taken or omitted to be taken in reliance upon the same is prohibited and may be unlawful. Views expressed herein should not be construed as investment advice to any party and are not necessarily those of Birla Sun Life Asset Management Company Ltd.(BSLAMC) or any of their officers, employees, personnel, directors and BSLAMC and its officers, employees, personnel, directors do not accept responsibility for the editorial content. Wherever possible, all the figures and data given are dated, and the same may or may not be relevant at a future date. Further, the opinions expressed and facts referred to in this document are subject to change without notice and BSLAMC is under no obligation to update the same. While utmost care has been exercised, BSLAMC or any of its officers, employees, personnel, directors make no representation or warranty, express or implied, as to the accuracy, completeness or reliability of the content and hereby disclaim any liability with regard to the same. Recipients of this material should exercise due care and read all scheme related documents (including if necessary, obtaining the advice of tax/legal/accounting/financial/other professional(s) prior to taking of any decision, acting or omitting to act. Further, the recipient shall not copy/circulate/reproduce/quote contents of this document, in part or in whole, or in any other manner whatsoever without prior and explicit approval of BSLAMC. CIN: U65991MH1994PLC080811

Mutual Fund: Birla Sun Life Mutual Fund Asset Management Company/ Investment Manager: Birla Sun Life Asset Management Company Limited Registered Office: One India Bulls Centre, Tower - 1, 17th Floor Jupiter Mill Compound, 841, S. B. Marg, Elphinstone Road, Mumbai - 400013. Past performance may or may not be sustained in future. Source: ICRA Online Limited

Private & confidential. For internal circulation only
Mutual Fund investments are subject to market risks, read all scheme related documents carefully.