

Scheme Features

What is Birla Sun Life Tax Plan?

A fund that provides an opportunity to save tax while growing your money through Equity investments.

Investment Objective

The objective of the scheme is to achieve long term growth of capital along with income tax relief for investment.

Why Birla Sun Life Tax Plan?

Birla Sun Life Tax Plan offers advantages of earning higher returns along with tax benefit under Section 80C but comes with a lock-in period of three years.

The fund follows a bottom-up investment style by identifying companies which have strong competitive position in business along with quality management. It essentially focuses on long-term fundamentally-driven values. The fixed income investment strategy emphasizes investment in instruments that generate consistently superior yields at lower risk.

Birla Sun Life Tax Plan is a well run fund where fund manager has shown considerable skill in executing the investment strategy.

Scheme Details

Scheme Name	Birla Sun Life Tax Plan
Inception Date	16-Feb-1999
Fund Manager	Ajay Garg
Managing Fund Since	17-Oct-11
QAAUM (Rs. Cr) (31/03/2016)	295.42
Minimum Investment (Rs.)	500
Minimum SIP Investment (Rs.)	500
Benchmark Index	S&P BSE Sensex
Entry Load	NIL
Exit Load	NIL

Style Box

	Growth	Value	Blend
Large Cap			
Mid Cap			
Small Cap			

NAV Details as on May 31, 2016

Scheme Name	In (Rs.)
Regular Plan	
Birla Sun Life Tax Plan - Dividend	71.0800
Birla Sun Life Tax Plan - Growth	27.7900
Direct Plan[§]	
Birla Sun Life Tax Plan - Dir - Dividend	94.4500
Birla Sun Life Tax Plan - Dir - Growth	28.6800

[§] 'Direct Plan' is only for investors who purchase /subscribe Units in a Scheme directly with the Mutual Fund and is not available for investors who route their investments through a Distributor

Ratio Analysis as on May 31, 2016

Ratios	Birla Sun Life Tax Plan	S&P BSE Sensex
Standard Deviation	16.06	15.19
Beta (Slope)	0.95	1.00
Sharpe	0.07	0.01
Alpha	0.99	0.00

Standard Deviation, Sharpe ratio & Beta are calculated on Annualised basis using 3 years history of monthly returns. Risk free rate (91 days T-bill) - 6.85%

Dividend History

Date	Cum. Dividend NAV	Dividend (Rs. Per Unit)
23-Mar-16	72.57	5.75
20-Mar-15	81.45	4.50
21-Mar-14	54.12	4.25
15-Mar-13	48.00	1.50

Last 4 dividends declared for dividend option

Since inception the scheme has declared dividend for 16 times

Note: Dividends mentioned above were on a face value of Rs. 10/unit. The NAV of the scheme, pursuant to payout of dividend would fall to the extent of the payout and statutory levy, if applicable. Declaration of dividend is at the discretion of the trustees. Above statistics on dividend history are in Rs./ Unit.

About Fund Manager



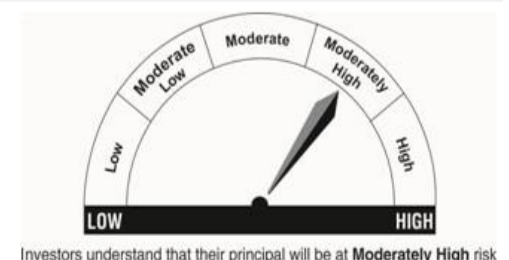
Ajay Garg

Mr. Ajay Garg is working with the Birla Sun Life Mutual Fund since Jan, 2003. Prior to joining Birla Sun Life AMC in 2003 he has worked with Birla Sun Life Securities Ltd. Ajay is B.E (Electronics) and MBA (Finance). Ajay has over 20 years of work experience in financial services.

Birla Sun Life Tax Plan (An Open ended Equity Linked Saving Scheme (ELSS) with a lock in of 3 years)

This product is suitable for Investor who are seeking:

1. Long term capital growth
2. Investments in equity and equity related securities, with tax benefit under section 80C, subject to eligibility.
3. Riskometer-Moderately High



Birla Sun Life Tax Plan

An Open ended Equity Linked Saving Scheme

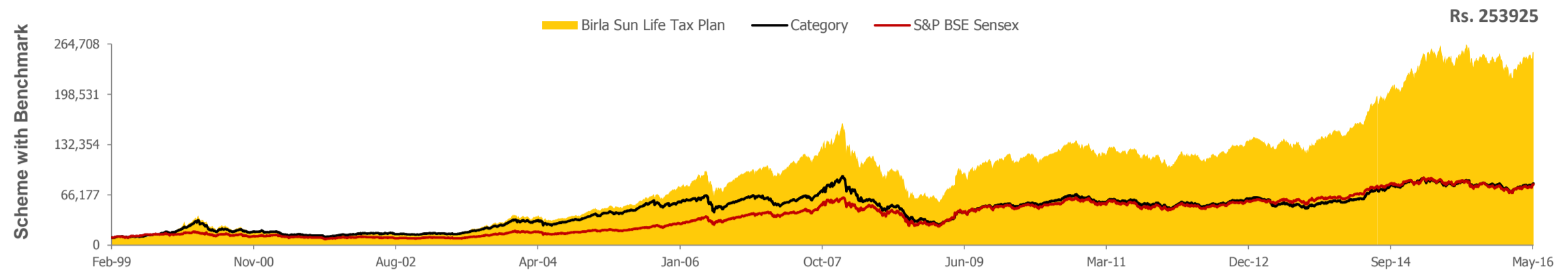
May 2016



Past performance may or may not be sustained in future. Below performance data is as on 31 May 2016, provided for Regular Plan - Growth Option, unless otherwise stated

Yearly and Cumulative Performance

Growth of Rs. 10,000 invested in the scheme since Inception vs category & Benchmark index Performance



Calendar Year Returns (%)

	2007	2008	2009	2010	2011	2012	2013	2014	2015	2016(YTD)
Birla Sun Life Tax Plan	55.50	-57.59	78.31	13.40	-22.93	36.15	8.55	52.83	8.22	0.79
S&P BSE Sensex[#]	46.84	-52.35	81.03	17.43	-24.70	25.54	8.98	29.89	-5.03	2.11
Nifty 50^{##}	54.40	-51.70	75.76	17.95	-24.68	27.53	6.76	31.39	-4.06	2.69
Category Average	57.94	-55.12	80.04	18.78	-23.99	31.15	6.06	48.25	1.73	0.55
Inception Date	16-Feb-99									

Systematic Investment Plan

Investment Period	Total Investment (In Rs.)	Value of SIP (In Rs.)			Returns (%)		
		Birla Sun Life Tax Plan	S&P BSE Sensex [#]	NIFTY 50 ^{##}	Birla Sun Life Tax Plan	S&P BSE Sensex [#]	NIFTY 50 ^{##}
Since Inception	207,000	1,381,843	713,853	705,827	19.38	13.00	12.88
Last 5 Years	60,000	97,610	75,598	76,776	19.56	9.18	9.80
Last 3 Years	36,000	47,880	39,663	40,391	19.44	6.40	7.62
Last 1 Year	12,000	12,435	12,254	12,341	6.80	3.95	5.30

The data assumes the investment of Rs. 1,000 on 1st every month or subsequent working day. Returns are calculated after accounting for the cash flow by using the XIIR method (Investment Internal Rate of Return)

Investment Performance

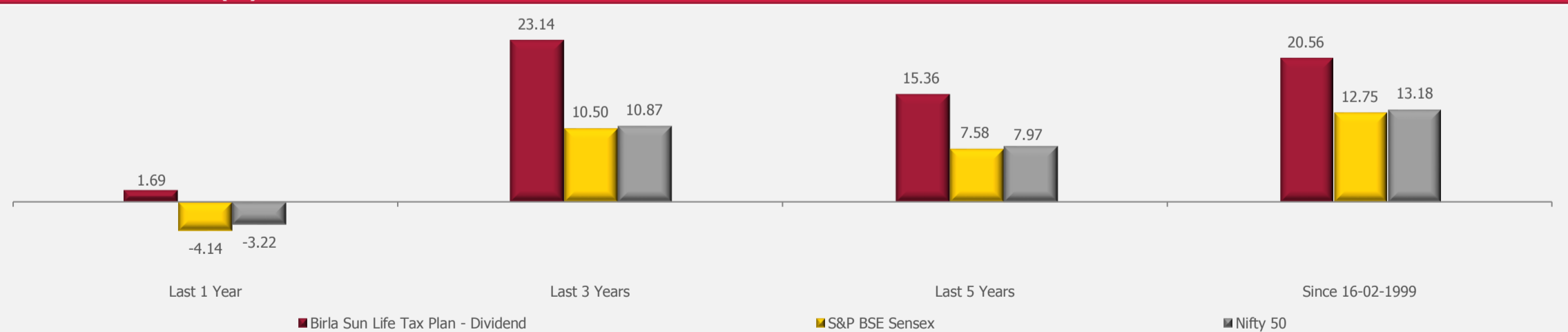
NAV as on May 31, 2016: Rs.71.08

Date of Inception: Feb 16, 1999	NAV Per Unit* (Rs.)	Birla Sun Life Tax Plan (%)	S&P BSE Sensex [#] (%)	NIFTY 50 ^{##} (%)	Value of Standard Investment of Rs. 10,000 in		
					Birla Sun Life Tax Plan (Rs.)	S&P BSE Sensex [#] (Rs.)	NIFTY 50 ^{##} (Rs.)
Since inception till May 31, 2016 (CAGR)	10.0000	20.56	12.75	13.18	253,925	79,716	85,142
May 29, 2015 to May 31, 2016 (Absolute)	75.9400	1.71	-4.17	-3.24	10,171	9,583	9,676
May 30, 2014 to May 29, 2015 (Absolute)	56.7600	41.62	14.91	16.65	14,162	11,491	11,665
May 31, 2013 to May 30, 2014 (Absolute)	47.4900	29.71	22.56	20.78	12,971	12,256	12,078

Scheme Benchmark, ## Additional Benchmark, * As on start of period considered above.

Past performance may or may not be sustained in future. Returns for dividend option would assume reinvestment of dividends declared, net of dividend distribution tax, if any, at the then prevailing NAV. Load and Taxes are not considered for computation of returns.

Scheme Performance (%)



Inception Date 16-Feb-99

Note: All Returns less than one are Absolute and greater than one year are CAGR

Private & confidential. For internal circulation only
Mutual Fund investments are subject to market risks, read all scheme related documents carefully.

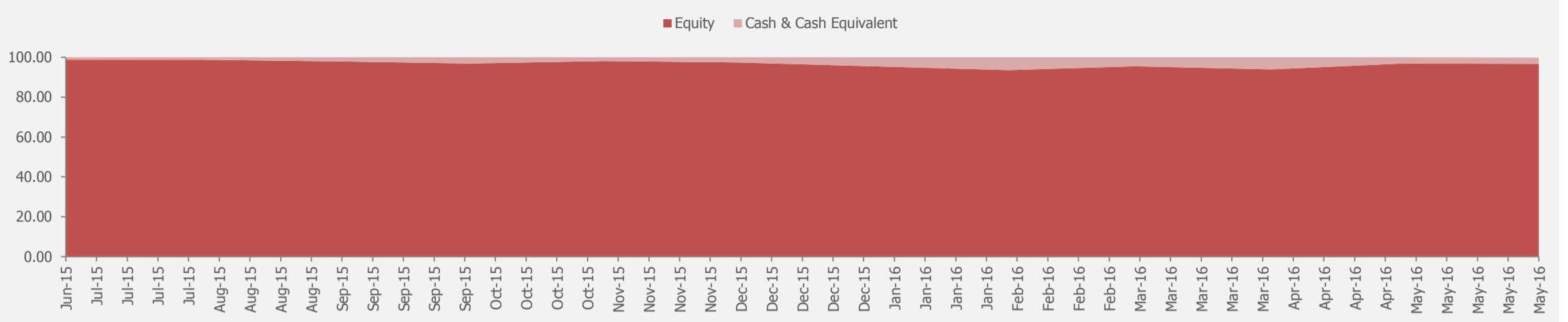
Birla Sun Life Tax Plan

An Open ended Equity Linked Saving Scheme

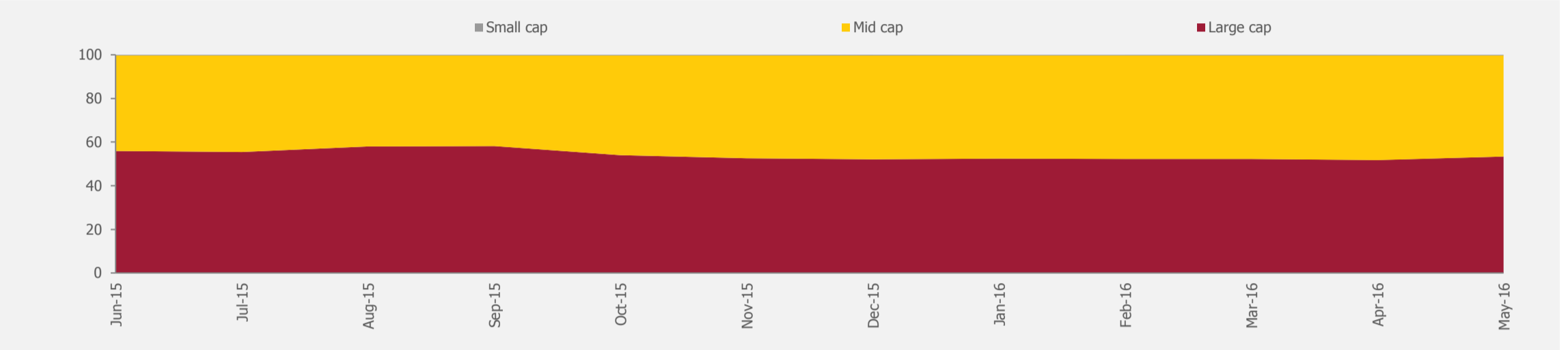
May 2016



Asset Allocation (%)

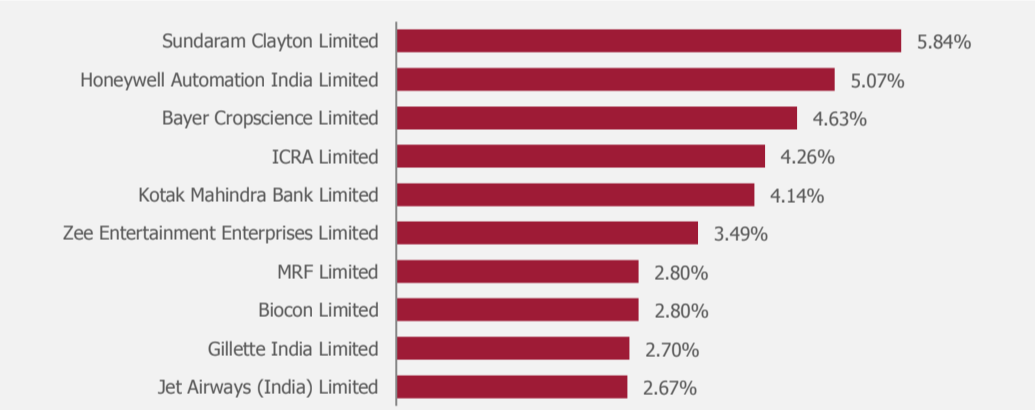


Market Capitalization (%)

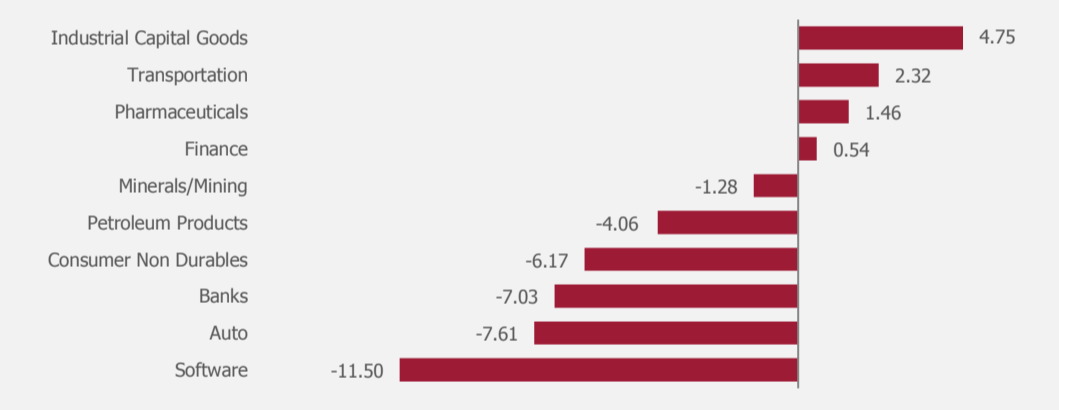


Large-cap stocks: >17679 (by market cap); Mid-cap: >1972-17679 (by market cap); Small-cap: 0-1972 (by market cap); Index CNX 500; Based on ICRA Online classification.

Top 10 Holdings (% Net Assets)



Portfolio Underweight/Overweight v/s benchmark (% Net Assets)



Concentration Analysis (% Net Assets)

Top 3 Equity Holdings	Top 5 Equity Holdings	Top 10 Equity Holdings	Top Sector	Top 3 Sectors	Top 5 Sectors	Nos of Scrips
15.54	23.94	38.39	15.4	35.52	50.63	51

Top Sectors (% Net Assets)

Sector Name	May-16	Apr-16	Mar-16	Feb-16	Jan-16	Dec-15
Banks	15.40	15.19	14.58	14.31	14.43	15.01
Auto Ancillaries	11.07	11.29	12.40	11.83	12.04	12.17
Pharmaceuticals	9.05	8.53	8.24	8.57	8.17	8.24
Finance	8.68	8.22	8.02	8.62	8.33	9.08
Consumer Non Durables	6.43	6.29	6.17	6.43	5.75	4.12
Software	5.84	5.92	6.06	6.27	6.26	6.15
Cement	5.60	5.52	5.18	4.69	4.38	4.76
Industrial Capital Goods	5.21	5.59	5.31	5.97	5.47	5.72
Pesticides	4.63	4.86	4.68	4.79	4.36	4.37
Auto	3.91	3.76	3.63	3.52	3.65	3.97

Private & confidential. For internal circulation only

Mutual Fund investments are subject to market risks, read all scheme related documents carefully.

Birla Sun Life Tax Plan

An Open ended Equity Linked Saving Scheme

May 2016



Performance details of the schemes managed by Ajay Garg

Date of Inception: March 29,1996	Birla Sun Life Tax Relief 96			S&P BSE 200 [#]		NIFTY 50 ^{##}	
	NAV Per Unit * (Rs.)	Return (%)	Value of Standard Investment of Rs. 10000	Return (%)	Value of Standard Investment of Rs. 10000	Return (%)	Value of Standard Investment of Rs. 10000
Since inception till May 31,2016 (CAGR)	10.0000	10.06	69,238	12.06	99,592	11.04	82,806
May 29, 2015 - May 31, 2016(Absolute)	21.5800	2.09	10,209	-2.55	9,745	-3.24	9,676
May 30, 2014 - May 29, 2015(Absolute)	15.0800	43.10	14,310	19.70	11,970	16.65	11,665
May 31, 2013 - May 30, 2014(Absolute)	11.5300	30.79	13,079	22.50	12,250	20.78	12,078

Date of Inception: February 16,1999	Birla Sun Life Tax Plan			S&P BSE Sensex [#]		NIFTY 50 ^{##}	
	NAV Per Unit * (Rs.)	Return (%)	Value of Standard Investment of Rs. 10000	Return (%)	Value of Standard Investment of Rs. 10000	Return (%)	Value of Standard Investment of Rs. 10000
Since inception till May 31,2016 (CAGR)	10.0000	11.15	62,255	12.75	79,716	13.18	85,142
May 29, 2015 - May 31, 2016(Absolute)	27.3400	1.65	10,165	-4.17	9,583	-3.24	9,676
May 30, 2014 - May 29, 2015(Absolute)	19.3000	41.66	14,166	14.91	11,491	16.65	11,665
May 31, 2013 - May 30, 2014(Absolute)	14.8800	29.70	12,970	22.56	12,256	20.78	12,078

Date of Inception: March 28,2004	Birla Sun Life Tax Savings Fund			S&P BSE 100 [#]		NIFTY 50 ^{##}	
	NAV Per Unit * (Rs.)	Return (%)	Value of Standard Investment of Rs. 10000	Return (%)	Value of Standard Investment of Rs. 10000	Return (%)	Value of Standard Investment of Rs. 10000
Since inception till May 31,2016 (CAGR)	10.0000	14.20	50,417	13.91	48,879	13.48	46,678
May 29, 2015 - May 31, 2016(Absolute)	49.7300	1.37	10,137	-3.20	9,680	-3.24	9,676
May 30, 2014 - May 29, 2015(Absolute)	36.9800	34.48	13,448	16.41	11,641	16.65	11,665
May 31, 2013 - May 30, 2014(Absolute)	29.8200	24.01	12,401	22.60	12,260	20.78	12,078

Date of Inception: December 27,1999	Birla Sun Life MNC Fund			Nifty MNC [#]		NIFTY 50 ^{##}	
	NAV Per Unit * (Rs.)	Return (%)	Value of Standard Investment of Rs. 10000	Return (%)	Value of Standard Investment of Rs. 10000	Return (%)	Value of Standard Investment of Rs. 10000
Since inception till May 31,2016 (CAGR)	36.1100	18.47	162,181	10.65	52,782	11.17	57,011
May 29, 2015 - May 31, 2016(Absolute)	579.9500	0.98	10,098	-6.97	9,303	-3.24	9,676
May 30, 2014 - May 29, 2015(Absolute)	339.7700	70.69	17,069	37.76	13,776	16.65	11,665
May 31, 2013 - May 30, 2014(Absolute)	258.8400	31.27	13,127	22.63	12,263	20.78	12,078

Date of Inception: September 18,2002	Birla Sun Life Index Fund			Nifty 50 [#]		S&P BSE Sensex ^{##}	
	NAV Per Unit * (Rs.)	Return (%)	Value of Standard Investment of Rs. 10000	Return (%)	Value of Standard Investment of Rs. 10000	Return (%)	Value of Standard Investment of Rs. 10000
Since inception till May 31,2016 (CAGR)	10.0000	16.40	80,203	16.69	82,986	17.08	86,870
May 29, 2015 - May 31, 2016(Absolute)	82.5670	-2.89	9,711	-3.24	9,676	-4.17	9,583
May 30, 2014 - May 29, 2015(Absolute)	70.8272	16.58	11,658	16.65	11,665	14.91	11,491
May 31, 2013 - May 30, 2014(Absolute)	58.4101	21.26	12,126	20.78	12,078	22.56	12,256

Scheme Benchmark, ## Additional Benchmark, * As on start of period considered above.

Past performance may or may not be sustained in future. Above performance if for Regular Growth option. Performance of Regular dividend option under the schemes for the investors would be net of distribution tax, if any. Load and Taxes are not considered for computation of returns. Mutual Fund investments are subject to market risks, read all scheme related documents carefully.

Private & confidential. For internal circulation only
Mutual Fund investments are subject to market risks, read all scheme related documents carefully.

Birla Sun Life Tax Plan

An Open ended Equity Linked Saving Scheme

May 2016



Schemes managed by Fund Managers

Schemes managed by Ajay Garg

Birla Sun Life Tax Relief 96
Birla Sun Life Tax Plan

Birla Sun Life Buy India Fund
Birla Sun Life Index Fund

Birla Sun Life MNC Fund
Birla Sun Life Tax Savings Fund

Disclaimer

This document is strictly confidential and meant for private circulation only and should not at any point of time be construed to be an invitation to the public for subscribing to the units of Birla Sun Life mutual Fund. Please note that this is not an advertisement. The document is solely for the information and understanding of intended recipients only. If you are not the intended recipient, you are hereby notified that any use, distribution, reproduction or any action taken or omitted to be taken in reliance upon the same is prohibited and may be unlawful. Views expressed herein should not be construed as investment advice to any party and are not necessarily those of Birla Sun Life Asset Management Company Ltd.(BSLAMC) or any of their officers, employees, personnel, directors and BSLAMC and its officers, employees, personnel, directors do not accept responsibility for the editorial content. Wherever possible, all the figures and data given are dated, and the same may or may not be relevant at a future date. Further, the opinions expressed and facts referred to in this document are subject to change without notice and BSLAMC is under no obligation to update the same. While utmost care has been exercised, BSLAMC or any of its officers, employees, personnel, directors make no representation or warranty, express or implied, as to the accuracy, completeness or reliability of the content and hereby disclaim any liability with regard to the same. Recipients of this material should exercise due care and read all scheme related documents (including if necessary, obtaining the advice of tax/legal/accounting/financial/other professional(s) prior to taking of any decision, acting or omitting to act. Further, the recipient shall not copy/circulate/reproduce/quote contents of this document, in part or in whole, or in any other manner whatsoever without prior and explicit approval of BSLAMC. CIN: U65991MH1994PLC080811

Mutual Fund: Birla Sun Life Mutual Fund Asset Management Company/ Investment Manager: Birla Sun Life Asset Management Company Limited Registered Office: One India Bulls Centre, Tower - 1, 17th Floor Jupiter Mill Compound, 841, S. B. Marg, Elphinstone Road, Mumbai - 400013. Past performance may or may not be sustained in future. Source: ICRA Online Limited

Private & confidential. For internal circulation only
Mutual Fund investments are subject to market risks, read all scheme related documents carefully.