

Scheme Features

What is Birla Sun Life Top 100 Fund?

A large cap focused fund that invests in equity and equity related securities of top 100 companies in India as measured by market capitalization.

Investment Objective

The scheme seeks to provide medium to long term capital appreciation, by investing predominantly in a diversified portfolio of equity and equity related securities of top 100 companies as measured by market capitalization.

Why Birla Sun Life Top 100 Fund?

Birla Sun Life Top 100 Fund is predominantly a large-cap fund with the flexibility to invest outside the top 100 universe. The fund adheres to its mandate of investing predominantly in the top 100 large companies and manages to maintain a blend of growth and value stocks. The logic behind chasing the top 100 companies is that they generally have solid infrastructure and R&D facilities, sell some of the best products and services and are run by experienced management teams. The fund house has positioned the scheme as the one which is resilient in downturns on the premise that big companies weather the storm better than smaller companies and hence bounce back faster. Birla Sun Life Top 100 Fund came into existence in late 2005 and has weathered several downturns in the market. The fund has proved its mettle during market corrections, limiting downsides.

Scheme Details

Scheme Name	Birla Sun Life Top 100 Fund
Inception Date	24-Oct-2005
Fund Manager	Mahesh Patil
Managing Fund Since	29-Jul-10
QAAUM (Rs. Cr) (31/03/2016)	1,738.30
Minimum Investment (Rs.)	5000
Minimum SIP Investment (Rs.)	1000
Benchmark Index	Nifty 50
Entry Load	NA
Exit Load	For redemption/switch out of units within 365 days from the date of allotment: 1.00% of applicable NAV For redemption/switch out of units after 365 days from the date of allotment: Nil

NAV Details as on May 31, 2016

Scheme Name	In (Rs.)
Regular Plan	
Birla Sun Life Top 100 Fund - Dividend	16.2842
Birla Sun Life Top 100 Fund - Growth	43.2872
Direct Plan[§]	
Birla Sun Life Top 100 Fund - Dir - Dividend	25.3735
Birla Sun Life Top 100 Fund - Dir - Growth	44.5406

[§] 'Direct Plan' is only for investors who purchase /subscribe Units in a Scheme directly with the Mutual Fund and is not available for investors who route their investments through a Distributor

Style Box

	Growth	Value	Blend
Large Cap			
Mid Cap			
Small Cap			

Ratio Analysis as on May 31, 2016

Ratios	Birla Sun Life Top 100 Fund	Nifty 50
Standard Deviation	16.52	15.64
Beta (Slope)	1.02	1.00
Sharpe	0.05	0.01
Alpha	0.65	0.00

Standard Deviation, Sharpe ratio & Beta are calculated on Annualised basis using 3 years history of monthly returns. Risk free rate (91 days T-bill) - 6.85%

Dividend History

Date	Cum. Dividend NAV	Dividend (Rs. Per Unit)
24-Jul-15	19.01	2.30
22-Jan-15	19.73	0.85
27-Jun-14	17.16	0.85
24-Jan-14	13.99	0.80

Last 4 dividends declared for dividend option

Since inception the scheme has declared dividend for 13 times

Note: Dividends mentioned above were on a face value of Rs. 10/unit. The NAV of the scheme, pursuant to payout of dividend would fall to the extent of the payout and statutory levy, if applicable. Declaration of dividend is at the discretion of the trustees. Above statistics on dividend history are in Rs./ Unit.

About Fund Manager



Mahesh Patil

Mr. Mahesh Patil joined Birla Sun life Asset Management Company in October 2005. He has over 23 years of experience in fund management, equity research and corporate finance. Prior to joining BSLAMC, he has worked with Reliance Infocom Ltd. in Business Strategy. Mahesh is an Engineer and an MBA. He also holds the CFA charter from ICFAI Hyderabad.

Birla Sun Life Top 100 Fund (An Open ended Growth Scheme)

This product is suitable for Investor who are seeking:

1. Long term capital growth
2. Investments in equity and equity related securities of top 100 companies as measured by market capitalisation
3. Riskometer-Moderately High



Birla Sun Life Top 100 Fund

An Open ended Growth Scheme

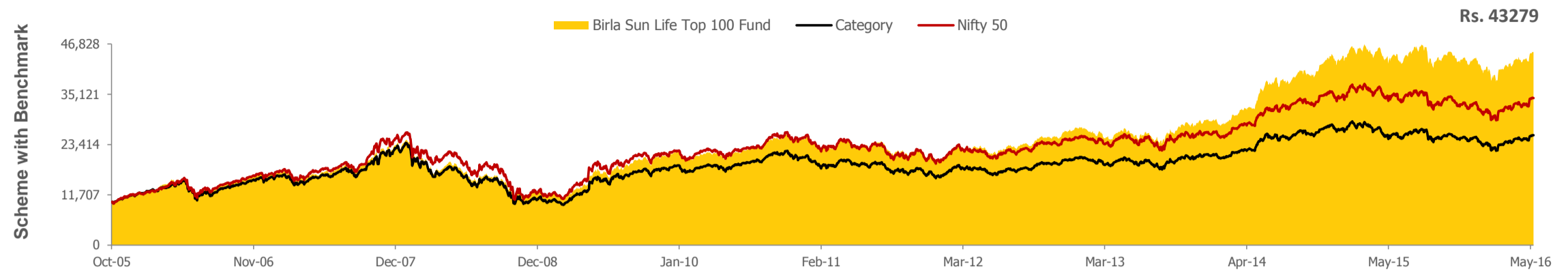
May 2016



Past performance may or may not be sustained in future. Below performance data is as on 31 May 2016, provided for Regular Plan - Growth Option, unless otherwise stated

Yearly and Cumulative Performance

Growth of Rs. 10,000 invested in the scheme since Inception vs category & Benchmark index Performance



Calendar Year Returns (%)

	2007	2008	2009	2010	2011	2012	2013	2014	2015	2016(YTD)
Birla Sun Life Top 100 Fund	46.55	-49.34	75.33	18.04	-21.65	36.13	9.15	48.91	-0.05	2.64
Nifty 50[#]	54.40	-51.70	75.76	17.95	-24.68	27.53	6.76	31.39	-4.06	2.69
S&P BSE Sensex^{##}	46.84	-52.35	81.03	17.43	-24.70	25.54	8.98	29.89	-5.03	2.11
Category Average	57.37	-51.57	75.45	16.32	-22.78	29.63	5.97	39.40	0.03	1.49
Inception Date	24-Oct-05									

Systematic Investment Plan

Investment Period	Total Investment (In Rs.)	Value of SIP (In Rs.)			Returns (%)		
		Birla Sun Life Top 100 Fund	Nifty 50 [#]	S&P BSE Sensex ^{##}	Birla Sun Life Top 100 Fund	Nifty 50 [#]	S&P BSE Sensex ^{##}
Since Inception	127,000	269,686	209,269	204,599	13.57	9.10	8.69
Last 5 Years	60,000	90,575	76,776	75,598	16.49	9.80	9.18
Last 3 Years	36,000	44,666	40,391	39,663	14.53	7.62	6.40
Last 1 Year	12,000	12,414	12,341	12,254	6.46	5.30	3.95

The data assumes the investment of Rs. 1,000 on 1st every month or subsequent working day. Returns are calculated after accounting for the cash flow by using the XIIR method (Investment Internal Rate of Return)

Investment Performance

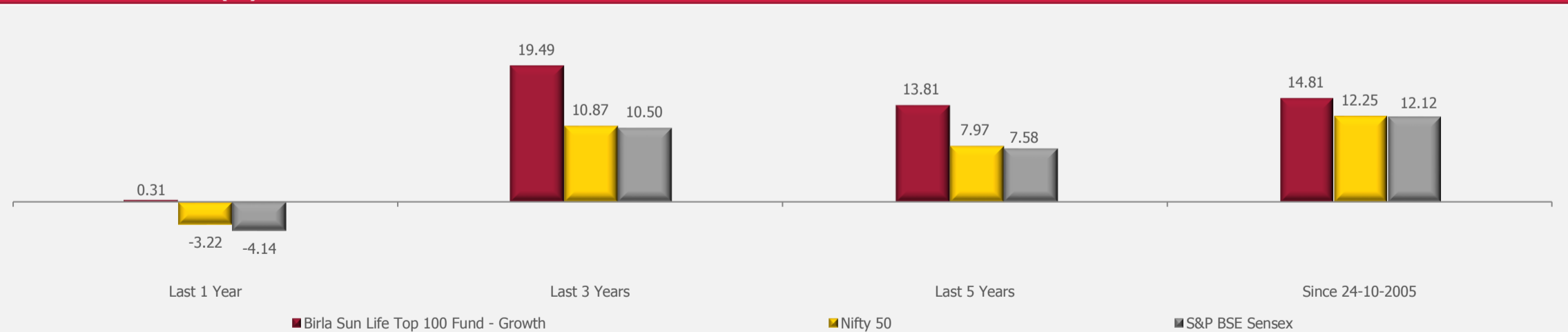
NAV as on May 31, 2016: Rs.43.2872

Date of Inception: Oct 24, 2005	NAV Per Unit* (Rs.)	Birla Sun Life Top 100 Fund (%)	Nifty 50 [#] (%)	S&P BSE Sensex ^{##} (%)	Value of Standard Investment of Rs. 10,000 in		
					Birla Sun Life Top 100 Fund (Rs.)	Nifty 50 [#] (Rs.)	S&P BSE Sensex ^{##} (Rs.)
Since inception till May 31, 2016 (CAGR)	10.0000	14.81	12.25	12.12	43,279	34,071	33,655
May 29, 2015 to May 31, 2016 (Absolute)	43.1512	0.32	-3.24	-4.17	10,032	9,676	9,583
May 30, 2014 to May 29, 2015 (Absolute)	34.6538	24.52	16.65	14.91	12,452	11,665	11,491
May 31, 2013 to May 30, 2014 (Absolute)	25.3600	36.65	20.78	22.56	13,665	12,078	12,256

Scheme Benchmark, ## Additional Benchmark, * As on start of period considered above.

Past performance may or may not be sustained in future. Returns for dividend option would assume reinvestment of dividends declared, net of dividend distribution tax, if any, at the then prevailing NAV. Load and Taxes are not considered for computation of returns.

Scheme Performance (%)



Inception Date 24-Oct-05

Note: All Returns less than one are Absolute and greater than one year are CAGR

Private & confidential. For internal circulation only
Mutual Fund investments are subject to market risks, read all scheme related documents carefully.

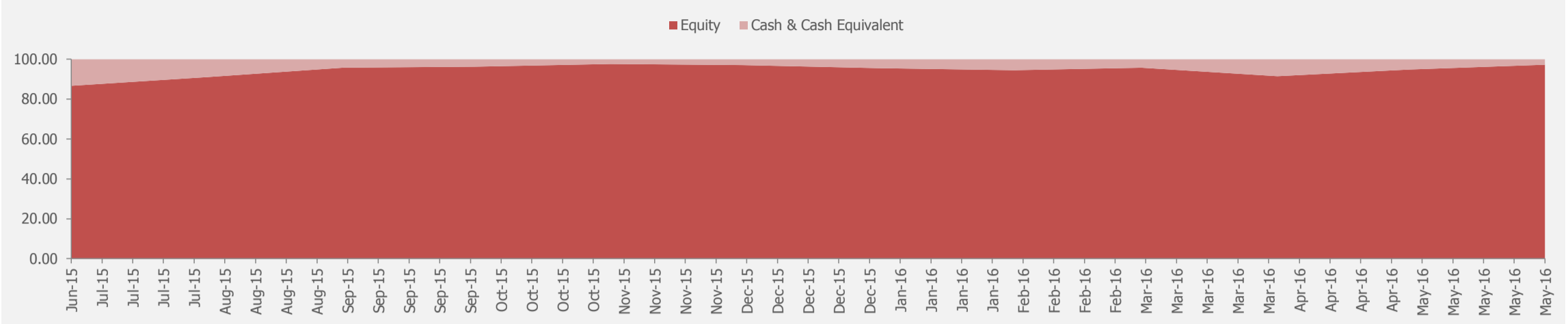
Birla Sun Life Top 100 Fund

An Open ended Growth Scheme

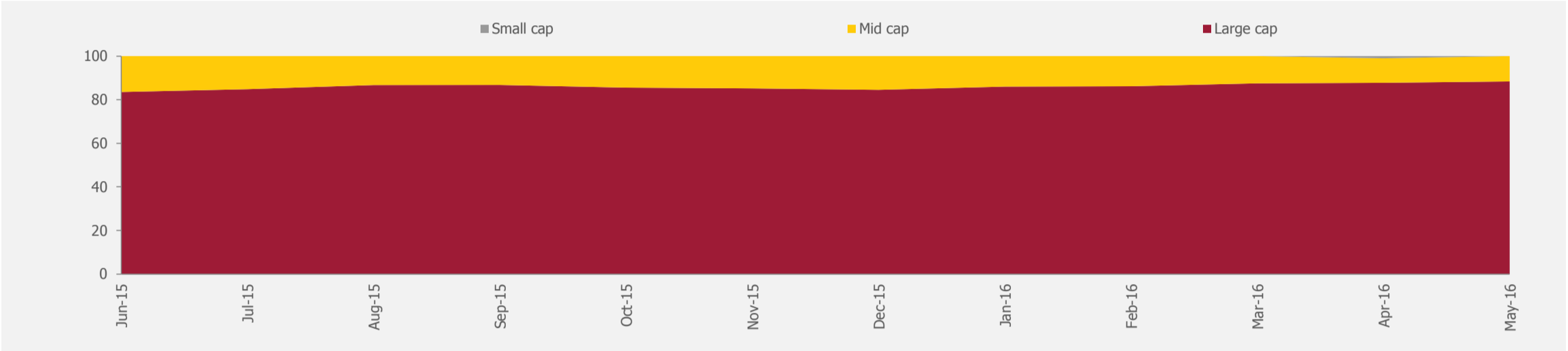
May 2016



Asset Allocation (%)



Market Capitalization (%)



Large-cap stocks: >17679 (by market cap); Mid-cap: >1972-17679 (by market cap); Small-cap: 0-1972 (by market cap); Index CNX 500; Based on ICRA Online classification.

Top 10 Holdings (% Net Assets)

HDFC Bank Limited	6.78%
Infosys Limited	5.91%
Reliance Industries Limited	4.56%
Larsen & Toubro Limited	4.05%
ITC Limited	3.51%
HCL Technologies Limited	3.33%
ICICI Bank Limited	3.08%
Maruti Suzuki India Limited	2.89%
IndusInd Bank Limited	2.86%
Tata Motors Limited	2.67%

Portfolio Underweight/Overweight v/s benchmark (% Net Assets)

Petroleum Products	2.56
Industrial Capital Goods	1.81
Power	1.56
Minerals/Mining	0.93
Media & Entertainment	0.79
Finance	-1.68
Consumer Non Durables	-2.92
Banks	-3.05
Auto	-3.63
Software	-3.63

Concentration Analysis (% Net Assets)

Top 3 Equity Holdings	Top 5 Equity Holdings	Top 10 Equity Holdings	Top Sector	Top 3 Sectors	Top 5 Sectors	Nos of Scrips
17.25	24.81	39.63	20.96	42.19	57	78

Top Sectors (% Net Assets)

Sector Name	May-16	Apr-16	Mar-16	Feb-16	Jan-16	Dec-15
Banks	20.96	20.72	20.47	20.14	21.93	22.44
Software	12.51	12.41	13.30	13.80	14.11	12.84
Petroleum Products	8.71	7.73	6.92	7.11	8.05	8.12
Pharmaceuticals	7.60	8.53	7.59	9.55	8.95	8.58
Consumer Non Durables	7.22	5.45	5.27	5.23	4.59	4.66
Auto	7.05	6.17	5.64	5.36	5.82	6.30
Finance	4.87	4.23	3.67	3.73	3.79	4.84
Power	4.30	5.22	5.17	6.00	3.16	3.00
Construction Project	4.05	2.71	2.71	2.67	2.79	3.12
Cement	3.10	3.03	3.03	2.97	2.97	3.11

Private & confidential. For internal circulation only

Mutual Fund investments are subject to market risks, read all scheme related documents carefully.

Performance details of the schemes managed by Mahesh Patil

Date of Inception: March 27,2008	Birla Sun Life Pure Value Fund			S&P BSE 200 [#]		NIFTY 50 ^{##}	
	NAV Per Unit * (Rs.)	Return (%)	Value of Standard Investment of Rs. 10000	Return (%)	Value of Standard Investment of Rs. 10000	Return (%)	Value of Standard Investment of Rs. 10000
Since inception till May 31,2016 (CAGR)	10.0000	18.28	39,507	7.14	17,584	6.62	16,897
May 29, 2015 - May 31, 2016(Absolute)	37.3426	5.80	10,580	-2.55	9,745	-3.24	9,676
May 30, 2014 - May 29, 2015(Absolute)	30.8052	21.22	12,122	19.70	11,970	16.65	11,665
May 31, 2013 - May 30, 2014(Absolute)	17.3234	77.82	17,782	22.50	12,250	20.78	12,078

Date of Inception: February 10,1995	Birla Sun Life Balanced 95			CRISIL Balanced Fund - Aggressive Index [#]		NIFTY 50 ^{##}	
	NAV Per Unit * (Rs.)	Return (%)	Value of Standard Investment of Rs. 10000	Return (%)	Value of Standard Investment of Rs. 10000	Return (%)	Value of Standard Investment of Rs. 10000
Since inception till May 31,2016 (CAGR)	10.0000	21.02	583,892	NA	NA	10.16	78,679
May 29, 2015 - May 31, 2016(Absolute)	560.7400	4.07	10,407	1.17	10,117	-3.24	9,676
May 30, 2014 - May 29, 2015(Absolute)	436.6700	28.41	12,841	15.31	11,531	16.65	11,665
May 31, 2013 - May 30, 2014(Absolute)	346.9700	25.85	12,585	14.48	11,448	20.78	12,078

Date of Inception: August 30,2002	Birla Sun Life Frontline Equity Fund			S&P BSE 200 [#]		NIFTY 50 ^{##}	
	NAV Per Unit * (Rs.)	Return (%)	Value of Standard Investment of Rs. 10000	Return (%)	Value of Standard Investment of Rs. 10000	Return (%)	Value of Standard Investment of Rs. 10000
Since inception till May 31,2016 (CAGR)	10.0000	22.59	164,925	17.42	91,152	16.39	80,744
May 29, 2015 - May 31, 2016(Absolute)	163.4800	0.93	10,093	-2.55	9,745	-3.24	9,676
May 30, 2014 - May 29, 2015(Absolute)	129.8800	25.87	12,587	19.70	11,970	16.65	11,665
May 31, 2013 - May 30, 2014(Absolute)	99.4600	30.59	13,059	22.50	12,250	20.78	12,078

Date of Inception: October 24,2005	Birla Sun Life Top 100 Fund			Nifty 50 [#]		S&P BSE Sensex ^{##}	
	NAV Per Unit * (Rs.)	Return (%)	Value of Standard Investment of Rs. 10000	Return (%)	Value of Standard Investment of Rs. 10000	Return (%)	Value of Standard Investment of Rs. 10000
Since inception till May 31,2016 (CAGR)	10.0000	14.81	43,279	12.25	34,071	12.12	33,655
May 29, 2015 - May 31, 2016(Absolute)	43.1512	0.32	10,032	-3.24	9,676	-4.17	9,583
May 30, 2014 - May 29, 2015(Absolute)	34.6538	24.52	12,452	16.65	11,665	14.91	11,491
May 31, 2013 - May 30, 2014(Absolute)	25.3600	36.65	13,665	20.78	12,078	22.56	12,256

Date of Inception: March 17,2006	Birla Sun Life Infrastructure Fund			Nifty 50 [#]		S&P BSE Sensex ^{##}	
	NAV Per Unit * (Rs.)	Return (%)	Value of Standard Investment of Rs. 10000	Return (%)	Value of Standard Investment of Rs. 10000	Return (%)	Value of Standard Investment of Rs. 10000
Since inception till May 31,2016 (CAGR)	10.0000	9.34	24,893	9.48	25,220	9.19	24,546
May 29, 2015 - May 31, 2016(Absolute)	26.6000	-6.43	9,357	-3.24	9,676	-4.17	9,583
May 30, 2014 - May 29, 2015(Absolute)	21.2300	25.29	12,529	16.65	11,665	14.91	11,491
May 31, 2013 - May 30, 2014(Absolute)	14.4400	47.02	14,702	20.78	12,078	22.56	12,256

Scheme Benchmark, ## Additional Benchmark, * As on start of period considered above.

Past performance may or may not be sustained in future. Above performance if for Regular Growth option. Performance of Regular dividend option under the schemes for the investors would be net of distribution tax, if any. Load and Taxes are not considered for computation of returns. Mutual Fund investments are subject to market risks, read all scheme related documents carefully.

Private & confidential. For internal circulation only

Mutual Fund investments are subject to market risks, read all scheme related documents carefully.

Birla Sun Life Top 100 Fund

An Open ended Growth Scheme

May 2016



Schemes managed by Fund Managers

Schemes managed by Mahesh Patil

Birla Sun Life Frontline Equity Fund

Birla Sun Life Top 100 Fund

Birla Sun Life Long Term Advantage Fund

Schemes co-managed by Mahesh Patil

Birla Sun Life Balanced 95

Birla Sun Life Infrastructure Fund

Birla Sun Life Pure Value Fund

Disclaimer

This document is strictly confidential and meant for private circulation only and should not at any point of time be construed to be an invitation to the public for subscribing to the units of Birla Sun Life mutual Fund. Please note that this is not an advertisement. The document is solely for the information and understanding of intended recipients only. If you are not the intended recipient, you are hereby notified that any use, distribution, reproduction or any action taken or omitted to be taken in reliance upon the same is prohibited and may be unlawful. Views expressed herein should not be construed as investment advice to any party and are not necessarily those of Birla Sun Life Asset Management Company Ltd.(BSLAMC) or any of their officers, employees, personnel, directors and BSLAMC and its officers, employees, personnel, directors do not accept responsibility for the editorial content. Wherever possible, all the figures and data given are dated, and the same may or may not be relevant at a future date. Further, the opinions expressed and facts referred to in this document are subject to change without notice and BSLAMC is under no obligation to update the same. While utmost care has been exercised, BSLAMC or any of its officers, employees, personnel, directors make no representation or warranty, express or implied, as to the accuracy, completeness or reliability of the content and hereby disclaim any liability with regard to the same. Recipients of this material should exercise due care and read all scheme related documents (including if necessary, obtaining the advice of tax/legal/accounting/financial/other professional(s) prior to taking of any decision, acting or omitting to act. Further, the recipient shall not copy/circulate/reproduce/quote contents of this document, in part or in whole, or in any other manner whatsoever without prior and explicit approval of BSLAMC. CIN: U65991MH1994PLC080811

Mutual Fund: Birla Sun Life Mutual Fund Asset Management Company/ Investment Manager: Birla Sun Life Asset Management Company Limited Registered Office: One India Bulls Centre, Tower - 1, 17th Floor Jupiter Mill Compound, 841, S. B. Marg, Elphinstone Road, Mumbai - 400013. Past performance may or may not be sustained in future. Source: ICRA Online Limited

Private & confidential. For internal circulation only
Mutual Fund investments are subject to market risks, read all scheme related documents carefully.